

Northmoor Lockdown English work: Week 8

Day 1 Monday 1 st March	
Reading	
Spelling and handwriting	<p>Year 3: Prefixes de and mis and non. misbehave, misheard, mislead, deactivate, defrost, non-stick, non-stop.</p> <p>Year 4: Statutory word list. (Spelling challenge)</p> <p>Choose two or three from the above year 3 list or from the year 4 list in your packs to learn each day.</p> <p>Mastery: find an additional 5 spellings to practise. Use the dictionary to help you find some tricky ones!</p>
Writing	<p>Look in your Goblinology booklet. Complete pages 2, 3 and 4 of your booklet.</p>

Day 2 Tuesday 2 nd March	
Reading	<p>Read your assigned book on GetEpic. They are differentiated to match your Reading Range on AR.</p> <p>Class code: ihp5338</p> <p>Take the week to read it through and then have a go at the quiz on Friday.</p>
Spelling	<p>Practise two or three more of your weekly spellings.</p> <p>Practise your spellings within your book, paying special attention to your handwriting.</p>
Writing	<p>Complete activities in Goblinology. Complete 5, 6 and 7.</p>
Day 3 Wednesday 3 rd March	
Reading	<p>Read your assigned book on GetEpic. They are differentiated to match your Reading Range on AR.</p> <p>Class code: ihp5338</p> <p>Take the week to read it through and then have a go at the quiz on Friday.</p>
Spelling	<p>Continue to practise your weekly spellings, within your book, paying special attention to your handwriting.</p>

Writing	Read pages 8 and 9. Then complete the quiz on page 9. I would then like you to explore Wonderful Words on pages 10, 11 and 12.

Day 4 Thursday 4 th March	World Book Day!
Reading	Read your assigned book on GetEpic. They are differentiated to match your Reading Range on AR. Class code: ihp5338 Take the week to read it through and then have a go at the quiz on Friday.
Spelling	Year 3: Complete the prefix activity sheet within your pack. Year 4: Complete the word search within your pack.
Writing	Today you are going to plan your own report about a chosen Goblin. The plan can be found on page 14 to help you.

Day 5 Thursday 5 th March	
Reading	Read your assigned book on GetEpic. They are differentiated to match your Reading Range on AR. Class code: ihp5338 Take the week to read it through and then have a go at the quiz on Friday.
Spelling	Ask an adult to test you on the spelling of the words you have been practising this week.
Writing and handwriting	Today I would like you to draft the report that you planned yesterday.



Prefix Pairs

I can add the prefixes dis-, mis-, un- to words to create new words.

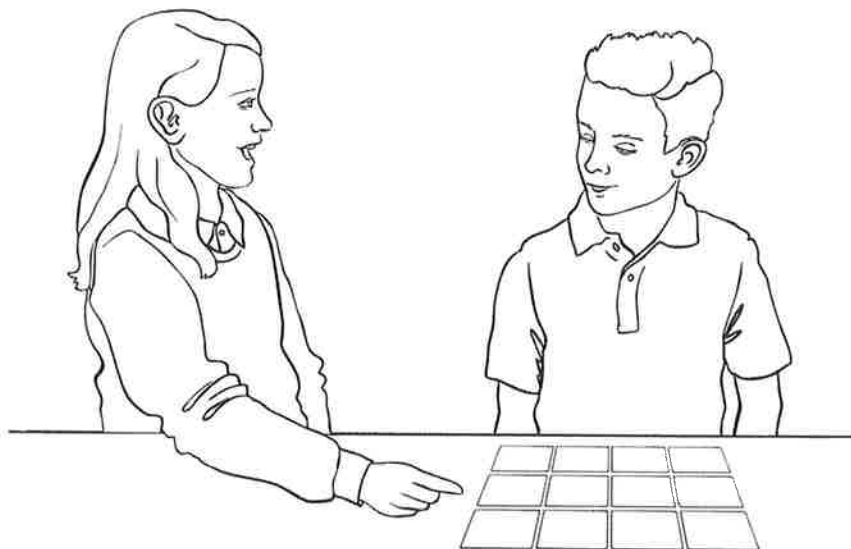


How to make Prefix Pairs playing cards:

1. Cut around each card.

How to play Prefix Pairs:

1. Place all the cards face down.
2. Turn over two cards.
3. You get to keep the pair if you turn over **prefix (mis) + root word (behave)**
= **new word (misbehave)**.
4. Have another turn if you get a pair.
5. The winner is the person with the most cards when all the cards have been paired up.




mis + **behave** = **misbehave**

prefix (mis) + root word (behave) = new word (misbehave)




Prefix Pairs






Prefix Pairs

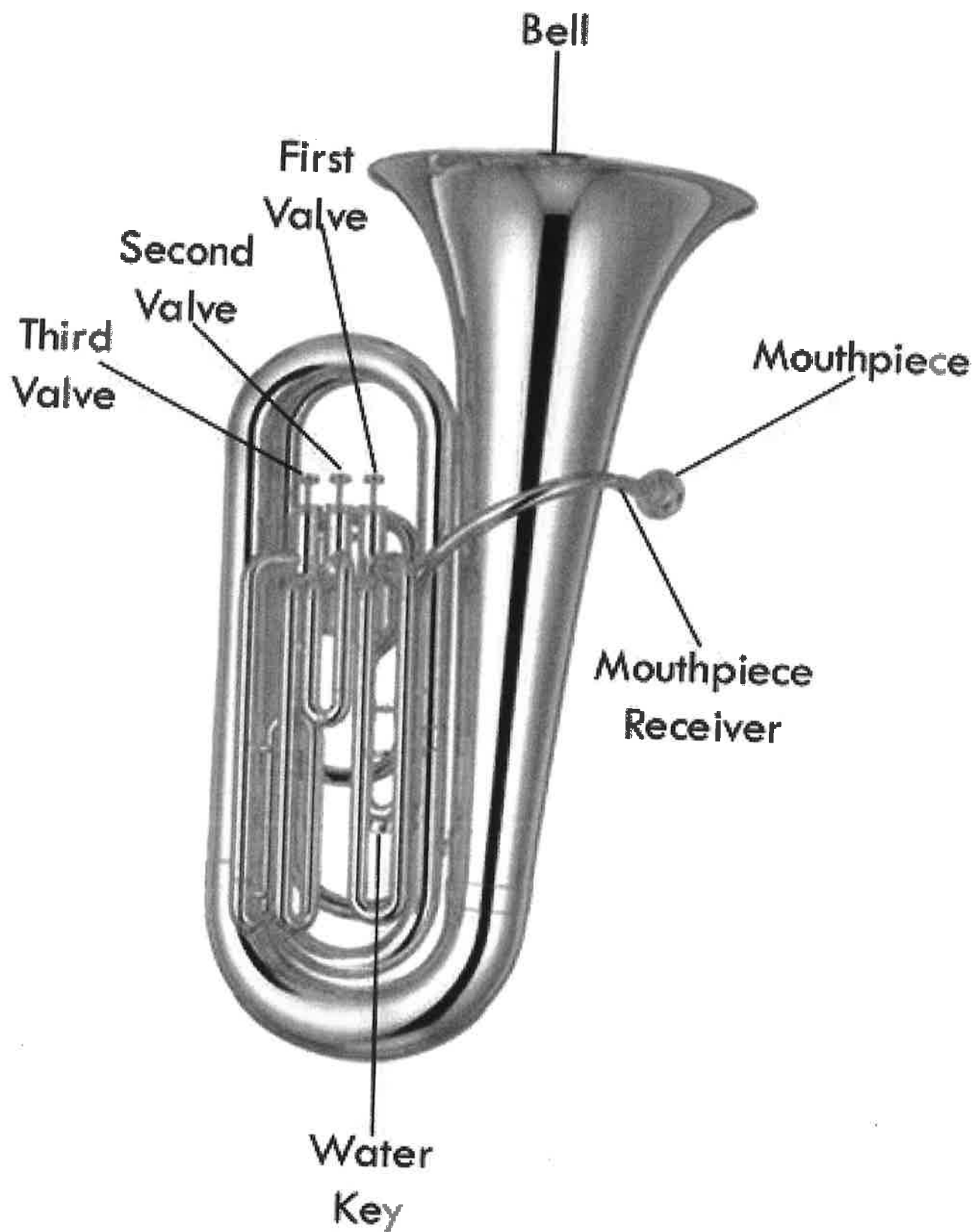




Prefix Pairs

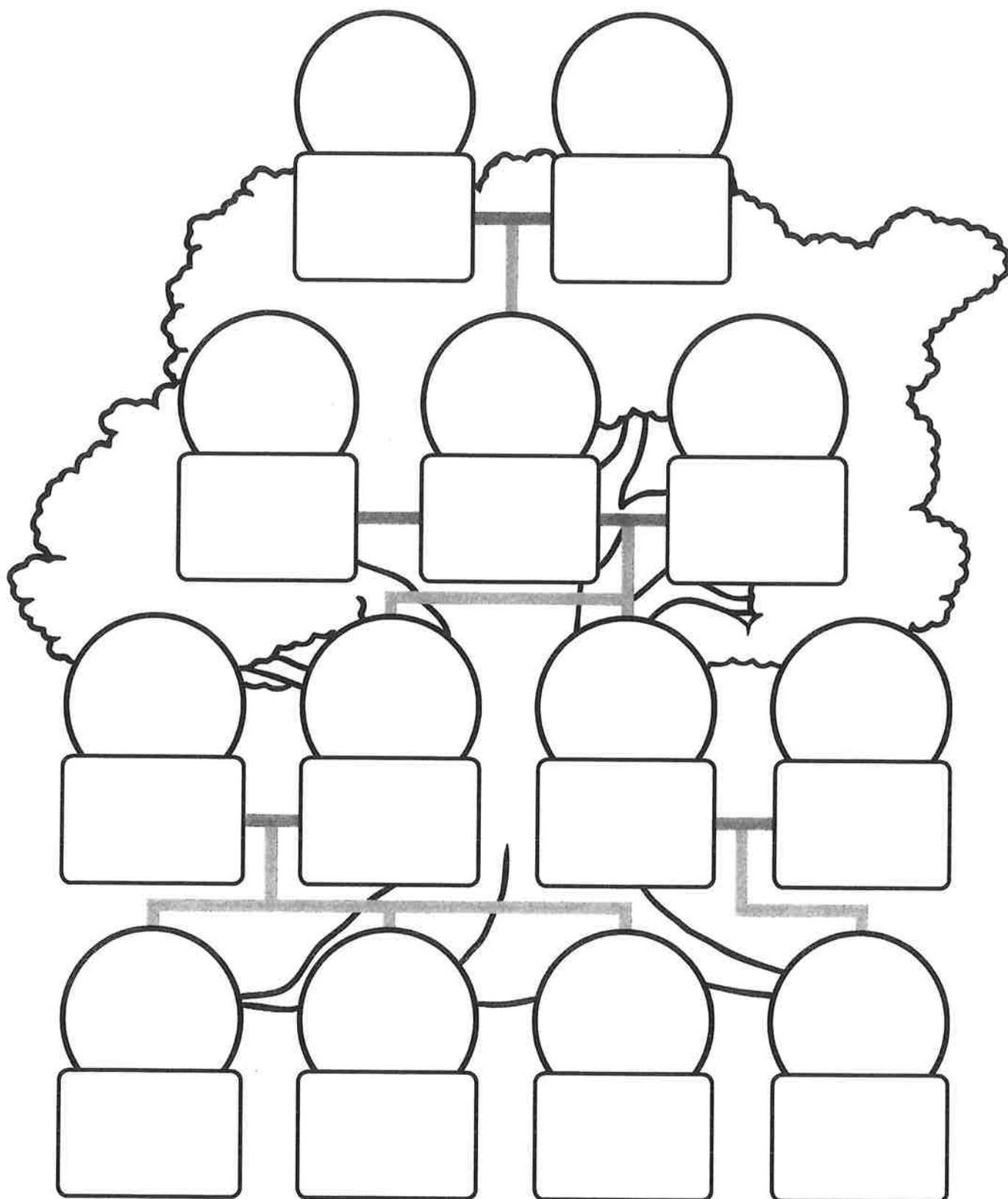


Parts of the Tuba



Royal Family Tree Cut and Stick

Can you cut and stick the royal family and put them in the correct place on the family tree?





Prince
Harry

Camilla,
Duchess of
Cornwall

Prince
George

Prince
William

Prince
Philip

Archie
Mountbatten-
Windsor

Prince
Louis

Queen
Elizabeth II

Princess
Charlotte

Prince
Charles

Princess
Diana

Catherine,
Duchess of
Cambridge

Meghan,
Duchess of
Sussex

IT'S WORLD BOOK DAY!

Thursday 4th March is World Book Day 2021!

Lockdown won't stop us! We will continue to celebrate our love of reading! Dress up as your favourite book character and don't forget to Tweet us pictures of your fabulous costumes. All the staff will be joining in as usual.

There are all sorts of activities going on so please look at the World Book Day website for ideas:

www.worldbookday.com

Head over to 'Share a Story Corner' and listen to some books read aloud by their author, or watch videos from the 'Author and Illustrator Academy' which has lots of exciting challenges and activities from the likes of Tom Fletcher and Katherine Rundell, to make reading even more fun and interactive.

As always, we will be holding a HEPS competition. This year, your challenge is to decorate an egg as a character of a well-known story. You can present your egg in a scene if you wish or just present it in an eggcup. Tweet your competition entries by 9am Friday 5th March and we'll let you know the winner on Twitter by the end of the day.



We are hoping our World Book Day £1 vouchers will arrive in time to go home with the next home learning packs on Friday 5th March, or if lockdown ends, we can give them out at school. You can exchange these for the £1 World Book Day books at supermarkets, including our local Tesco. It looks like there are some great choices this year!



Sedgemoor online links for Pack 8 WC 1st March 2021

Monday

For maths: <https://login.mymaths.co.uk/login>

<https://ttrockstars.com/>

<https://www.bbc.co.uk/bitesize/articles/zcbwr2p>

For English: www.getepic.com/students

For Geography: <https://www.bbc.co.uk/teach/class-clips-video/william-whiskerson-caledonian-forest/zk98qp3>

Tuesday

For maths: <https://www.bbc.co.uk/bitesize/collections/year-2-and-p3-maths-lessons/1>

<https://login.mymaths.co.uk/login>

<https://ttrockstars.com/>

For English: <https://www.activelearnprimary.co.uk/home>

www.getepic.com/students

For music: https://www.classicsforkids.com/music/instruments_orchestra.php

<https://www.youtube.com/watch?reload=9&v=fBJ2WyYP2uU>

Wednesday

For maths: <https://www.bbc.co.uk/bitesize/articles/z9dp7yc>

<https://login.mymaths.co.uk/login>

<https://ttrockstars.com/>

For English: <https://www.activelearnprimary.co.uk/home>

www.getepic.com/students

For PE: <https://www.youtube.com/user/CosmicKidsYoga>

Thursday

For maths: <https://www.bbc.co.uk/bitesize/collections/year-2-and-p3-maths-lessons/1>

<https://login.mymaths.co.uk/login>

<https://ttrockstars.com/>

For English: <https://www.activelearnprimary.co.uk/home>

www.getepic.com/students

For World Book Day : No link

Friday

For maths: <https://www.bbc.co.uk/bitesize/articles/zdfq4xs>

<https://login.mymaths.co.uk/login>

<https://ttrockstars.com/>

For English: <https://www.activelearnprimary.co.uk/home>

www.getepic.com/students

Sedgemoor additional enrichment activities and links if you choose

Maths

- As a short daily extra, keeping some number practice going is really useful so please visit <https://www.topmarks.co.uk/maths-games/hit-the-button> where you can practise number bonds, times tables and other number facts. Can you beat your previous best scores? Keep trying.

Pounds and pence

1 Match the amounts that are equal.

16p	
twenty-five pence	
£25	
sixty pence	
twenty pounds	

2 How much money does each person have?

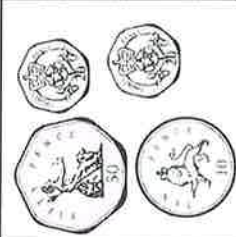


a) 		£ <input type="text"/>
b) 		p <input type="text"/>
c) 		p <input type="text"/>

Pack 8 - Monday

3

I can make the same amount of money in many ways.



		
---	---	---


What amount has Mo made? £

Make this amount another way.

Draw your coins.

Compare answers with a partner. Is there another way?

- 4 Dora earns £10 for walking the dog.
Tick the money Dora is given.



- 5 Count the money.

a) £ and p

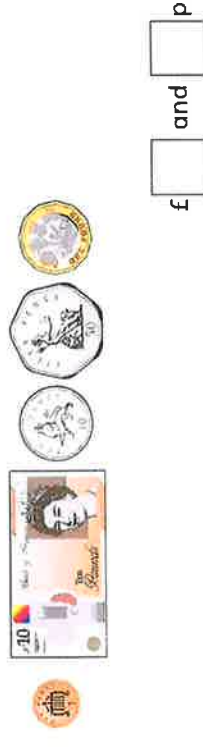
b) £ and p

c) £ and p

- d)



- e)







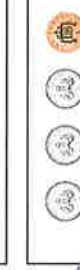
- 6

Jack has 4 silver coins and Rosie has 5 silver coins.
Show that Jack can have more money than Rosie.

Compare answers with a partner.

Pounds and pence

1 Match the amounts that are equal.

16p	
twenty-five pence	
£25	
sixty pence	
twenty pounds	





2 How much money does each person have?

a) 	   	£ 12
b) 	     	47p
c) 	     	85p

3

I can make the same amount of money in many ways.






 		
---	---	---

What amount has Mo made? £ 1

Make this amount another way.



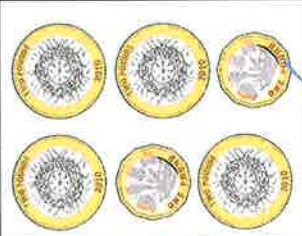
Draw your coins.

E.g.


				
				


Compare answers with a partner. Is there another way?


4. Dora earns £10 for walking the dog.
Tick the money Dora is given.


 <input type="checkbox"/>	 <input type="checkbox"/>	 <input checked="" type="checkbox"/>
--	--	---


5. Count the money.

a)  £ 31 and 50 p

b)  £ 12 and 0 p

c)  £ 21 and 25 p

d)  £ 50 and 50 p

e)  £ 11 and 61 p

6. Jack has 4 silver coins and Rosie has 5 silver coins.
Show that Jack can have more money than Rosie.

E.g.

Jack:     80p

Rosie:      30p

Compare answers with a partner.

Convert pounds and pence

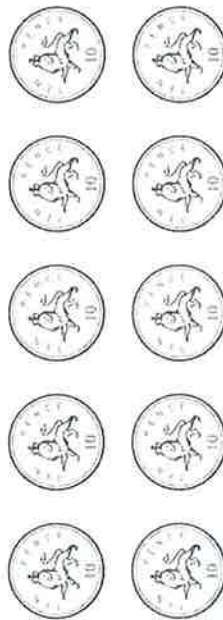
1 a) Circle £1



b) Circle £1



c) Circle £1




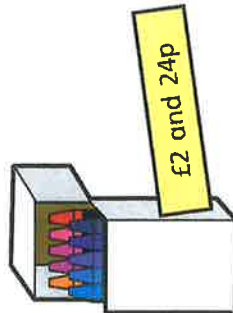
d) Circle £10



Back 8 - Tuesday

2 How many 1p coins do you need to make £1?

3 Write the price of each item in pence.


 p

 p

 p

4 Write each amount in pounds and pence.

a) 274p = £ and p b) 592p = £ and p

374p = £ and p 591p = £ and p

474p = £ and p 590p = £ and p

c) 111p = £ and p

d) 405p = £ and p

5 Annie has some coins.



a) How much money does Annie have? £ and p

b) What is 10p more? £ and p

What is 10p less? £ and p

c) What is 100p more? £ and p


What is 100p less? £ and p

6 What amount is represented in each box?



£ and p £ and p £ and p

7 Eva empties out her money box.



How much money was in her money box? £ and p

How did you count the coins? Compare with a partner.

8 a) What is the fewest number of coins you can use to represent 315p?

b) Use 6 coins to make an amount that is more than £3, but less than £4. Draw your answer.



Compare answers with a partner.

Convert pounds and pence

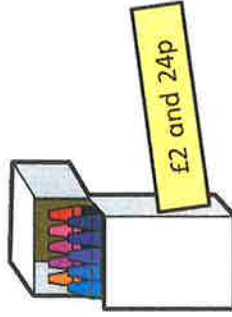
2 How many 1p coins do you need to make £1?

100

3 Write the price of each item in pence.



124 p



224 p



645 p

4 Write each amount in pounds and pence.

a) 274p = £ 2 and 74 p b) 592p = £ 5 and 92 p

374p = £ 3 and 74 p 591p = £ 5 and 91 p

474p = £ 4 and 74 p 590p = £ 5 and 90 p

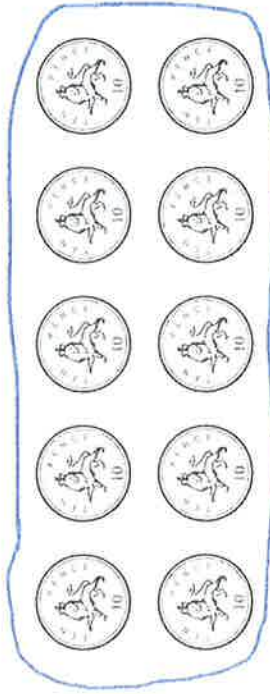
1 a) Circle £1




b) Circle £1



c) Circle £1



d) Circle £10



c) $111\text{p} = \text{£ } 1$ and 11 p

d) $405\text{p} = \text{£ } 4$ and 5 p

5 Annie has some coins.



a) How much money does Annie have? $\text{£ } 3$ and 7 p

b) What is 10p more? $\text{£ } 3$ and 17 p

What is 10p less? $\text{£ } 2$ and 97 p

c) What is 100p more? $\text{£ } 4$ and 7 p

What is 100p less? $\text{£ } 2$ and 7 p

6 What amount is represented in each box?



$\text{£ } 5$ and 5 p $\text{£ } 4$ and 5 p $\text{£ } 5$ and 50 p

7 Eva empties out her money box.



How much money was in her money box? $\text{£ } 15$ and 67 p

How did you count the coins? Compare with a partner.

8 a) What is the fewest number of coins you can use to represent 315p?

4 coins: $\text{£ } 2$, $\text{£ } 1$, 10p , 5p

b) Use 6 coins to make an amount that is more than $\text{£ } 3$, but less than $\text{£ } 4$. Draw your answer.

E.g.



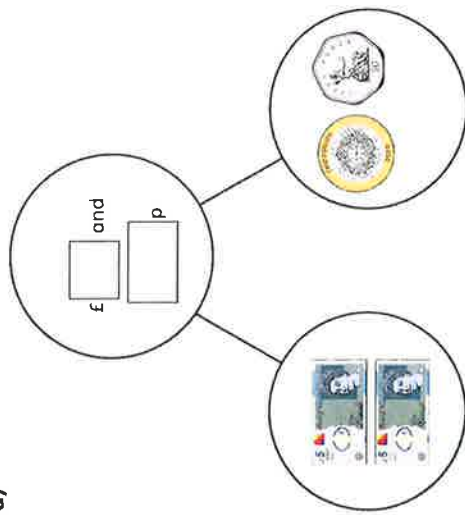
Compare answers with a partner.

Wednesday - Pack 8

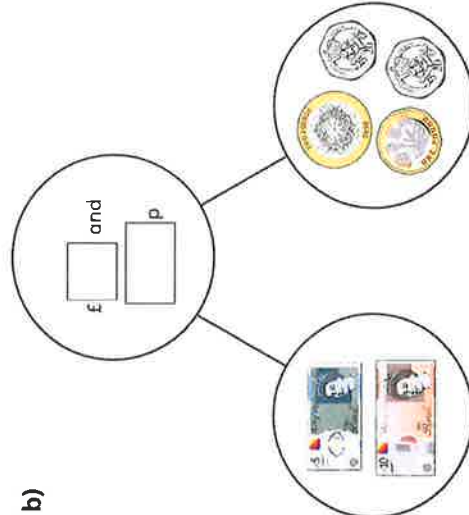
Add money

1 Complete the part-whole models.


a)



b)



2 Dora buys two birthday cards.



Complete the sentences to show how much money Dora spends.

£ + £ = £

p + p = p

Dora spends £ and p.

3 Complete the number sentences.

a) £3 and 12p + £5 and 12p = £ and p

b) £3 and 30p + £5 and 30p = £ and p

c) £3 and 50p + £5 and 50p = £ and p

d) £4 and 50p + £5 and 50p = £ and p

What do you notice?

- 4 Brett has £6 and 55p.

Aisha has £2 and 55p.

How much money do they have altogether?

£ and p

- 5 Annie and Alex are having pizza for lunch.

Tomato pizza	£5 and 40p
Vegetable pizza	£7 and 75p
Potato wedges	£1 and 79p
Cheese bites	£2 and 83p

- a) Annie orders a tomato pizza and cheese bites.

How much does it cost?


£ and p

- b) Alex has £10

She wants to buy potato wedges and a vegetable pizza.

Does she have enough money? _____

Explain your answer.



- 6 Mo buys a cap for £6 and 50p.

He also buys a key ring.

He spends £10 in total.

How much does the key ring cost?

£ and p

- 7 Complete the bar models.

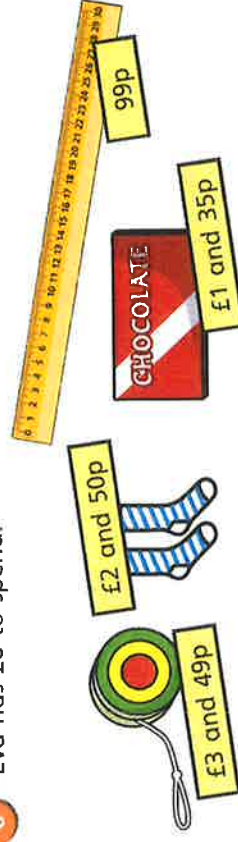
a)

<input type="text"/>	<input type="text"/>
£2 and 99p	£3 and 40p

b)

<input type="text"/>	<input type="text"/>
£1 and 99p	£3 and 99p

- 8 Eva has £6 to spend.



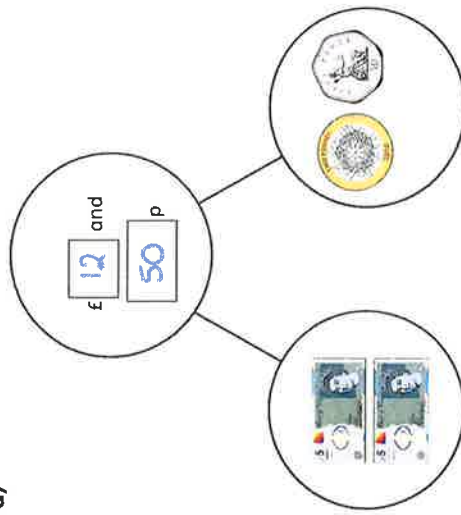
What can Eva buy?

Compare answers with a partner.

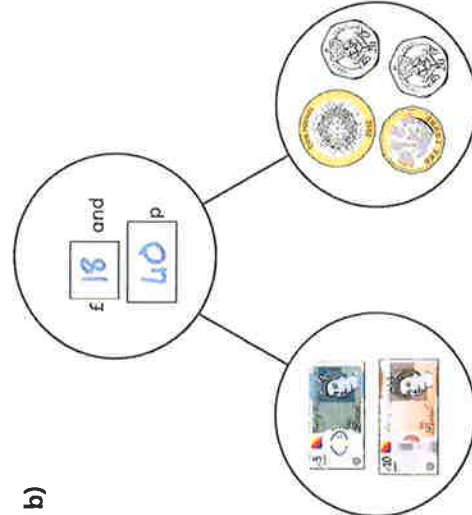
Add money

1 Complete the part-whole models.


a)



b)



2 Dora buys two birthday cards.



Complete the sentences to show how much money Dora spends.

$$£ \boxed{2} + £ \boxed{2} = £ \boxed{4}$$

$$\boxed{20} \text{ p} + \boxed{15} \text{ p} = \boxed{35} \text{ p}$$

Dora spends £ and p.

3 Complete the number sentences.

a) £3 and 12p + £5 and 12p = £ and p

b) £3 and 30p + £5 and 30p = £ and p

c) £3 and 50p + £5 and 50p = £ and p

d) £4 and 50p + £5 and 50p = £ and p

What do you notice?

4 Brett has £6 and 55p.

Aisha has £2 and 55p.

How much money do they have altogether?

£ 9 and 10 p

5 Annie and Alex are having pizza for lunch.

Tomato pizza	£5 and 40p
Vegetable pizza	£7 and 75p
Potato wedges	£1 and 79p
Cheese bites	£2 and 83p

a) Annie orders a tomato pizza and cheese bites.

How much does it cost?

£ 8 and 23 p

b) Alex has £10

She wants to buy potato wedges and a vegetable pizza.

Does she have enough money? yes

Explain your answer.



6 Mo buys a cap for £6 and 50p.

He also buys a key ring.

He spends £10 in total.

How much does the key ring cost?



£ 3 and 50 p

7 Complete the bar models.

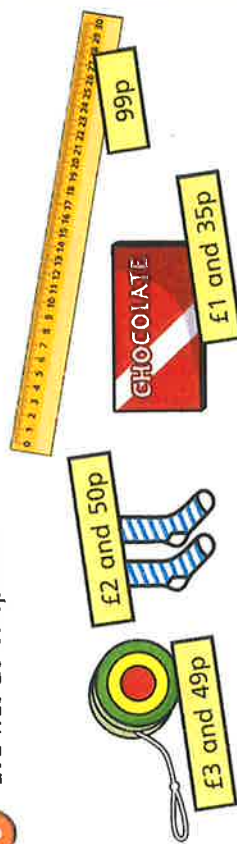
a)

£6 and 39p	
£2 and 99p	£3 and 40p

b)

£5 and 98p	
£1 and 99p	£3 and 99p

8 Eva has £6 to spend.



What can Eva buy?

Various answers.

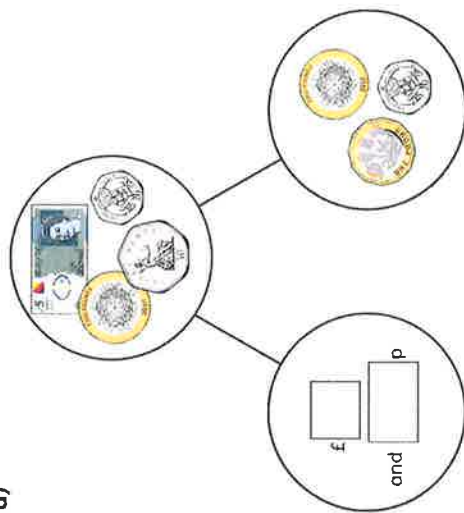
Compare answers with a partner.



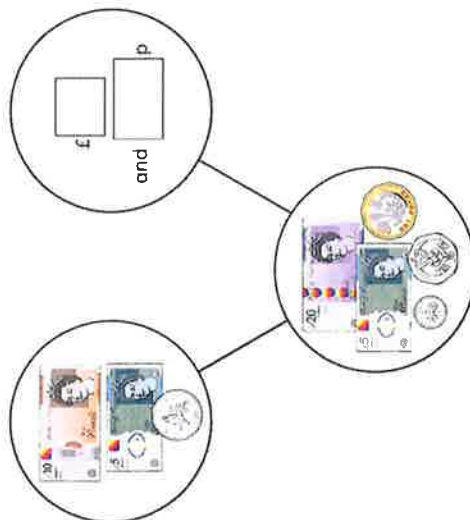
Subtract money

1 Complete the part-whole models.

a)



b)



2 Tommy has £5 and 75p in his pocket.



He puts £2 and 50p in his money box.
How much is left in his pocket?

£ and p

3 Whitney has £4 and 80p.

She buys this pair of socks.

How much money does Whitney have left?



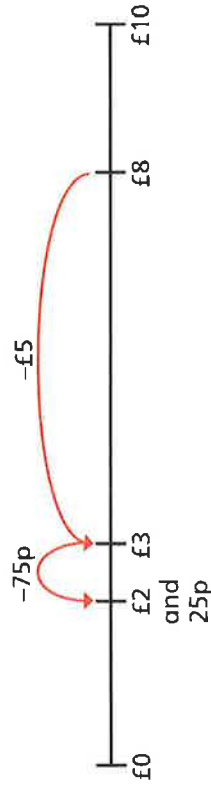
£ and p

4 Complete the statements.

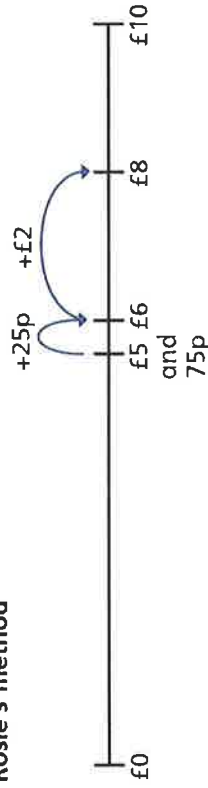
- a) £8 and 65p – £5 and 25p = £ and p
 b) £8 and 65p – £5 and 65p = £ and p
 c) £8 and 65p – £8 and 30p = £ and p

5 Amir and Rosie use a number line to subtract £5 and 75p from £8

Amir's method



Rosie's method



Amir and Rosie both get £2 and 25p as their answer.

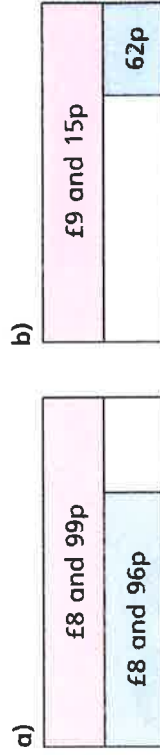
- a) Explain each of these methods to a partner.
 b) Whose method do you prefer? _____

Explain why.

6 Complete the number sentences.

- a) £3 and 50p – £1 and 20p = £ and p
 b) £3 – £1 and 50p = £ and p
 c) £6 and 15p – £2 and 85p = £ and p
 d) £8 and 7p – £3 and 54p = £ and p

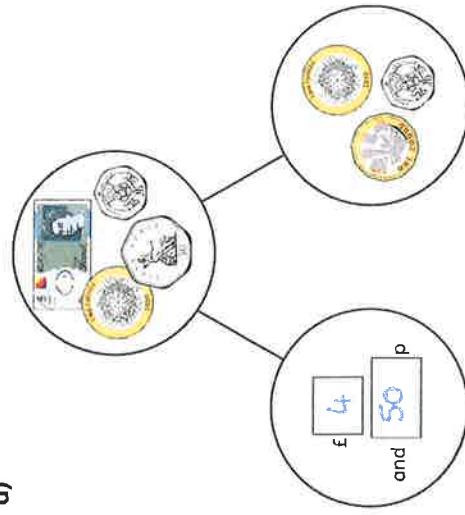
7 Complete the bar models.



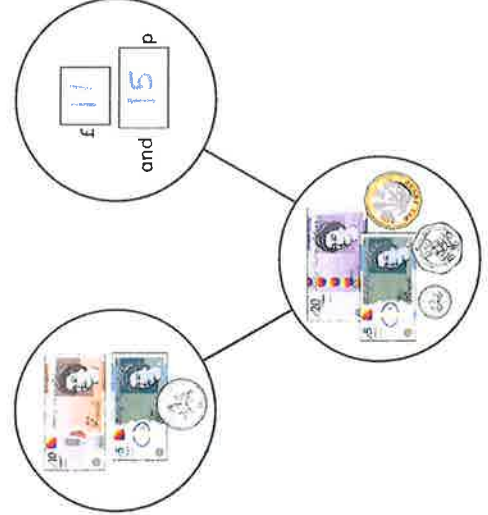
Subtract money

1 Complete the part-whole models.

a)



b)



2 Tommy has £5 and 75p in his pocket.



He puts £2 and 50p in his money box.
How much is left in his pocket?

£ 3 and 25 p

3 Whitney has £4 and 80p.

She buys this pair of socks.

How much money does Whitney have left?



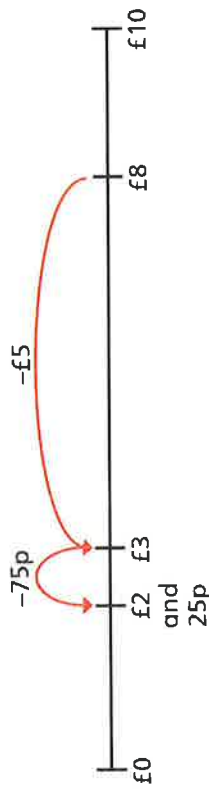
£ 2 and 15 p

4 Complete the statements.

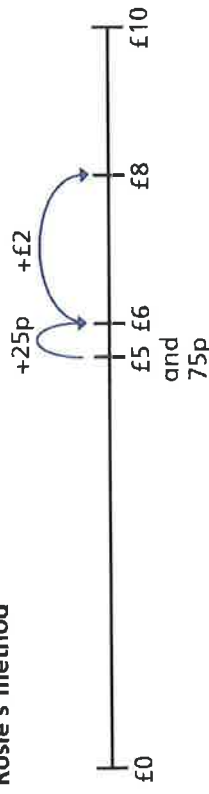
- a) £8 and 65p – £5 and 25p = £ 3 and 40 p
 b) £8 and 65p – £5 and 65p = £ 3 and 0 p
 c) £8 and 65p – £8 and 30p = £ 0 and 35 p

5 Amir and Rosie use a number line to subtract £5 and 75p from £8

Amir's method



Rosie's method



Amir and Rosie both get £2 and 25p as their answer.

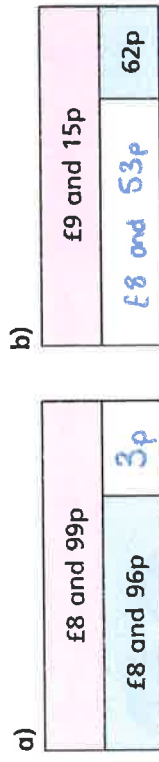
- a) Explain each of these methods to a partner.
 b) Whose method do you prefer? various answers

Explain why.

6 Complete the number sentences.

- a) £3 and 50p – £1 and 20p = £ 2 and 30 p
 b) £3 – £1 and 50p = £ 1 and 50 p
 c) £6 and 15p – £2 and 85p = £ 3 and 30 p
 d) £8 and 7p – £3 and 54p = £ 4 and 53 p

7 Complete the bar models.




Give change


1 How much change would you get from a £10 note?



£ and p




£ and p



£ and p




£ and p



£ and p

2 Annie buys some crayons.



She pays with this money.



She gets this change.



Has Annie been given the correct amount of change?

Explain your answer.

3 Huan buys a hot chocolate for £2 and 60p.

He pays with a £5 note.

How much change does he get?

£ and p

4 Dani buys a milkshake.

She pays with a £5 note.

She gets £2 and 60p change.

How much did the milkshake cost?

£ and p

5 Ms Hall has £9 to buy breakfast.

She gets £4 and 25p change.

Waffles	£4 and 75p
Omelette	£5 and 75p

Which breakfast does Ms Hall buy?

Use a number line to explain your answer.



Ms Hall buys the _____ for breakfast.

6 A train ticket costs £3 and 60p.

A bus ticket costs £2 and 85p.

Mr Khan buys a train and a bus ticket.

He pays with a £10 note.

How much change does he get?

£ and p

7 Mrs Dean buys a T-shirt.

She pays with a £10 note.

She gets four coins in change.

Each coin is different.



a) What is the lowest possible price of the T-shirt?

£ and p



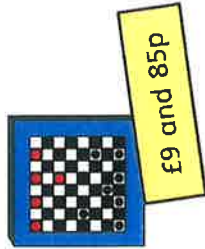


b) What is the highest possible price of the T-shirt?

£ and p

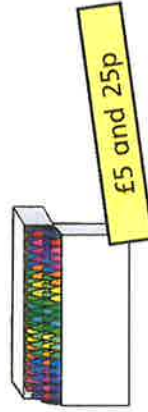
Compare answers with a partner.

Give change

1 How much change would you get from a £10 note?

- a)  £5 and 0 p
- b)  £2 and 0 p
- c)  £9 and 85p
- d)  £8 and 50p
- e)  £2 and 75p

2 Annie buys some crayons.



She pays with this money.



She gets this change.



Has Annie been given the correct amount of change?

No

Explain your answer.

She got £1 and 85p change she should have got £1 and 75p.

3 Huan buys a hot chocolate for £2 and 60p.

He pays with a £5 note.

How much change does he get?

£ 2 and 40 p

4 Dani buys a milkshake.

She pays with a £5 note.

She gets £2 and 60p change.

How much did the milkshake cost?

£ 2 and 60 p

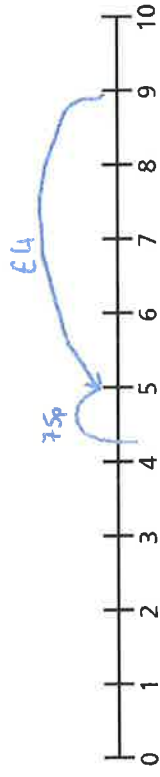
5 Ms Hall has £9 to buy breakfast.

She gets £4 and 25p change.

Waffles	£4 and 75p
Omelette	£5 and 75p

Which breakfast does Ms Hall buy?

Use a number line to explain your answer.



Ms Hall buys the waffles for breakfast.

6 A train ticket costs £3 and 60p.

A bus ticket costs £2 and 85p.

Mr Khan buys a train and a bus ticket.

He pays with a £10 note.

How much change does he get?

£ 3 and 55 p

7 Mrs Dean buys a T-shirt.

She pays with a £10 note.

She gets four coins in change.

Each coin is different.

a) What is the lowest possible price of the T-shirt?



£ 6 and 30 p

b) What is the highest possible price of the T-shirt?

£ 9 and 82 p

Compare answers with a partner.




TalkforWriting™

Talk for Writing Home-school booklet

Goblinology: The Ultimate Guide to Goblins

by Kathryn Pennington



© Copyright of Kathryn Pennington and Talk for Writing 2020.

Permissions: Sharing the web link / URL to where this booklet sits on the Talk for Writing website with colleagues and parents is encouraged, but no part of this publication should be re-uploaded elsewhere online, reproduced or altered without permission.

www.talk4writing.com





Welcome, children, squizzles and wimbles! My name is Dr Frizzle and I own this spectacular shop. It is a shop full of curious creatures and magical mementoes. I am particularly proud of the books that I have in my shop. Let's have a look



at the bookshelf – watch out for the spider webs!
Ahh... here is one of my favourite ones... *Goblinology: The Ultimate Guide to Goblins*. This is a really useful book as you never know when you are going to find a goblin but, when you do, you must know what to do with it. Come with me now and let's read the book together. Who knows, you may get a visit from a goblin later on this week!

Goblinology: The Ultimate Guide to Goblins

Contents page

A contents page tells you what chapters, or main sections, there are in a book. Let's have a look at what sections are in Goblinology:

- ☒ 4 Introduction
- ☐ Different types of goblin
- ☐ Everything you need to know about a Cloud Goblin
- ☐ How to trap a Grass Goblin
- ☐ Goblin Trap
- ☐ A Recipe for Goblin Grass Cake
- ☐ Beware! Goblin slime
- ☐ Make a goblin monster
- ☐ How to spot a goblin: Evidence of a goblin poem
- ☐ Goblin catchers required


Oh no! Where are the page numbers? Can you go through this booklet and add in the page numbers? The first one has been done for you.

Introduction

Welcome to the wonderful world of goblins. Inside this incredibly helpful guide, you will learn everything that you need to know about goblins. Leaf through the different sections to expand your mind and grow your goblin knowledge - enjoy!

This is the introduction to the book – it introduces what it will all be about. Imagine you were writing a book all about dragons or mermaids. Can you fill in the blanks to make the introduction about them? You could rewrite it below and add even more to the introduction if you want.

Welcome to the _____ world of _____. Inside this _____ guide you will learn everything that you need to know about _____. Leaf through the different sections to expand your mind and grow your _____ knowledge - enjoy!



The book is called **Goblinology: The Ultimate Guide to Goblins**.

-ology is a suffix (a suffix is a group of letters added to the end of a word that change its meaning).

Ology means the study of something. So, **Goblinology** is the study of goblins.

Here are some other words you may have heard of ending in -ology. What do you think they are the study of? Circle the correct definition below. *The answers are at the back of this book.*

Biology

The study of plants

The study of bicycles

Zoology

The study of zooming rockets

The study of animals

Archeology

The study of past human life and cultures

The study of arches

Ecology

The study of elephants

The study of living things and their environment

Let's make up some -ology words. Look at my examples:

noun + ology = study of that creature

Title	The study of
Dragonology	the study of dragons
Cakeology	the study of cakes
Giantology	the study of giants

Now, think of 3 of your own:

Title	The study of

Different types of goblins

Did you know that there are lots of different types of Goblins? In an earlier unit called the Impossible Possible Bookshop you might have met Treerumple, who is a Tree Goblin, but let's meet three more.

Four facts about a Star Goblin

- 1) They live on top of stars
- 2) They can fly
- 3) Star Goblins are very small
- 4) They enjoy having parties on the moon



Four facts about a Cupboard Goblin

- 1) They live in food cupboards
- 2) They are greedy
- 3) Cupboard Goblins wear big, black boots
- 4) They are excellent at cooking

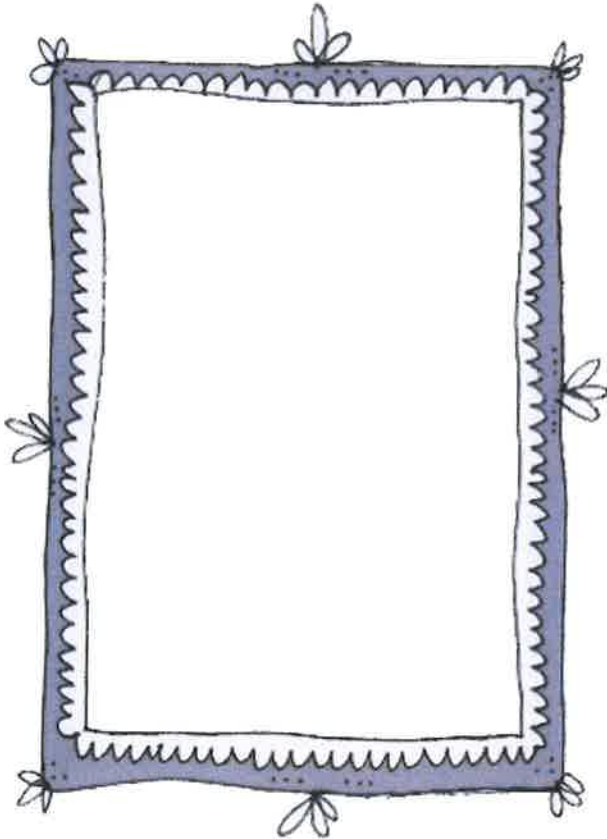


Four facts about a Grass Goblin

- 1) They can often be found in gardens
- 2) They like stealing garden gnomes
- 3) Grass Goblins love to eat red and yellow roses
- 4) They are very good at making slime and leaving it in gardens!



Can you draw your own goblin, think of a name for it and write down 4 facts? Use the space below.



Name _____

1)

2)

3)

4)

Have a look at this paragraph about the Grass Goblin. What do you notice about how the facts have been written?

Unsurprisingly, the **vast majority** of Grass Goblins can be found in gardens **because** they love to eat red and yellow roses.

Interestingly, **most** Grass Goblins like stealing garden gnomes **and** leaving behind their slime.

I have:

- ★ started the sentences with some engaging **adverbs**
- ★ joined two facts together showing how one led to the other by using 'because'
- ★ joined two facts together using 'and'
- ★ Used words like, '**the majority**' and '**most**' to generalise about these goblins
- ★ used the present tense (love/like).
- ★ Here is a word bank with more useful words to use:

Amazingly,	Interestingly,	Surprisingly,	In addition,	Contrary to popular belief,
A few	Several	Many	All	A small number of..
because	when	as	if	despite

Can you use the words in the table above (or some of your own) to join the facts about the Cupboard Goblin together?

Cupboard Goblin	
1)	They live in food cupboards
2)	They are greedy
3)	Cupboard goblins wear big, black boots
4)	They are excellent at cooking



.....

.....

.....

.....

.....

Wonderful Words

Are there some words that you are not sure of in the report? I asked my Cloud Goblin friends what some of them meant and they gave me a definition and an example to help me.

Word	Meaning	Example
Nubes Cobalus	This is the Latin word for Cloud Goblin (nubes = cloud and Cobalus = Goblin)	Not many humans have ever seen a Nubes Cobalus.

Did you know ... many reports use Latin names?

Your turn. Write your own sentence using the words *Nubes Cobalus*.



Word	Meaning	Example
stubby	short and thick	Puja's pencil was stubby

Your turn. Write your own sentence using the word *stubby*.



Word	Meaning	Example
majority	most or the biggest number	The majority of sweets are red.

Your turn. Write your own sentence using the word *majority*.



Word	Meaning	Example
detect	find or discover something	The Star Goblins detected a full moon.

Your turn. Write your own sentence using the word *detect*.



Word	Meaning	Example
camouflaged	hide or disguise something	The tent was camouflaged by the trees.

Your turn. Write your own sentence using the word *camouflaged*.



Word	Meaning	Example
dwelling	somewhere you would live	Cackle the witch returned to her dwelling in the woods.

Your turn. Write your own sentence using the word *dwelling*.



Word	Meaning	Example
remarkable	amazing or extraordinary	Grimble the Grass Goblin found a remarkable flower.

Your turn. Write your own sentence using the word *remarkable*.



Here is a page for you to collect any words that you are not sure about, find out their meaning and write an example. Can anyone at home help you or can you use the internet or a dictionary?

Word	Meaning	Example


Word	Meaning	Example

Word	Meaning	Example

Word	Meaning	Example

Plan your report

First, choose a goblin to write about

<p>Goblin:</p> <div style="text-align: right;">  </div>	
<p>Title: <i>What is your report all about?</i></p>	
<p>Introduction <i>What 2 or 3 key facts are you going to write about to start your report?</i></p>	
<p>Appearance <i>Make some notes about what your goblin looks like including what they wear.</i></p>	
<p>Habitat <i>Where does your goblin live? Are there any extra details that your reader needs to know about where they live? How will you describe it?</i></p>	
<p>Diet <i>What do they eat? What's their favourite thing to eat? Is there anything that they don't like or can't eat?</i></p>	
<p>Surprising features <i>Think of 2 or 3 fascinating facts about your goblin. What will surprise the reader about them?</i></p>	
<p>Hobbies <i>What does your goblin like doing? What do they do in their spare time?</i></p>	
<p>Conclusion <i>How will you finish your report? What final thing will you tell your reader?</i></p>	

Publish your report

Now to write and publish your report. You could present it like the Cloud Goblin in this booklet OR in the style of Clotilde Perrin's book, 'Inside The Villains'. Clotilde uses lift up flaps to reveal more about her characters. Have a look at this example:



To find out more about a day in the life of Clotilde Perrin have a look at this website: <https://geckopress.com/day-in-life-of-clotilde-perrin/>

Thank you Clotilde and Gecko Press for giving us the permission to share this wonderful book.

Look at these examples that other children have done. They may give you some inspiration: 1. *A large poster created by pupils at East Hunsbury Primary School, Northampton*



2. Joshua's report and his drawing that he did during Lockdown at home. Can you magpie any ideas from him?

Spear Goblins by Joshua Thomas

Did you know that Spear Goblins are considered to be the most disgusting animal on the planet? On the outside, they look like green, disgusting slime. However, on the inside, they are in fact nice, friendly creatures.



Slit its head open and you will find an aquarium of friendly sea creatures crowding together. This makes Spear Goblins very confused all of the time.

Before we open its ear, be warned - you might find something really disgusting. Peeling back the skin, you will see mouldy mushrooms covered in ear wax and wriggly worms slithering everywhere.

Most Spear Goblins have very rude manners. Open up their mouths and you will hear monstrous burps that are as loud as thunder.

Interestingly, a Spear Goblin's belly is in two halves. One half is full of tasty fruit (this is because they love eating any fruit that they can get their grimy hands on). The other side is full of wildlife, including slimy slugs, curly snails, tickly spiders and rainbow-coloured woodlice. What a disgusting diet!

But that's not all. Spear Goblins keep rabbits in their underpants. You may be wondering why they do this ... the truth is that no-one knows. Perhaps it helps them to bounce up and down.

Remember - Spear Goblins are extremely naughty, especially with their weapons, so watch out!