




Puzzle time

12 to 15



Can you put the numbers 1 to 8 in each of the squares so that each side adds up to the middle number?

Find the answer on the next page



Magic Squares

Complete these magic squares.

Don't use the same number twice in a square and the numbers must add up to the same number in each row, column and diagonal line.

a)

8		9
	6	
3		4

b)

13	9	8
12		

c)

3		
10	5	
2		

d)

2	7	6
9		1
	3	

e)

	2	
	7	
4		5

f)

6		11
7		12

g)


9		
8		6
		5

h) Now make your own.

i) Now make your own.

3 TIMES TABLE MULTIPLICATION AND DIVISION BOARD GAME

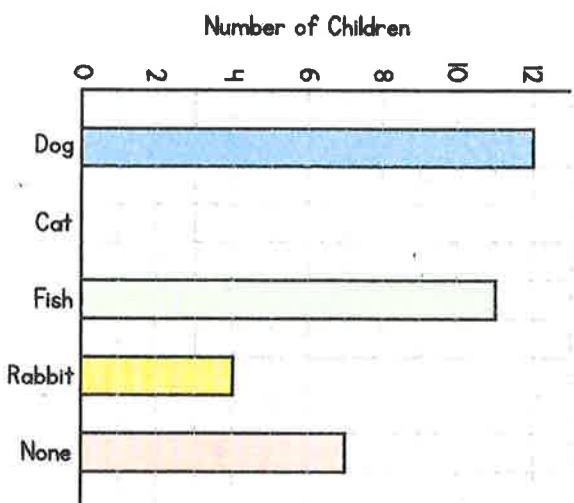
ROLL THE DICE AND WORK OUT THE MULTIPLICATION OR DIVISION YOU LAND ON. THE WINNER IS THE FIRST TO FINISH!



Wednesday

2 The bar chart shows the pets that children have in Class 4

Class 4's Pets



Animal	Number of Children
Dog	
Cat	8
Fish	11
Rabbit	
None	7

Use the bar chart to complete the table.

2 marks

Complete the bar chart to show the number of children who have cats.

1 mark

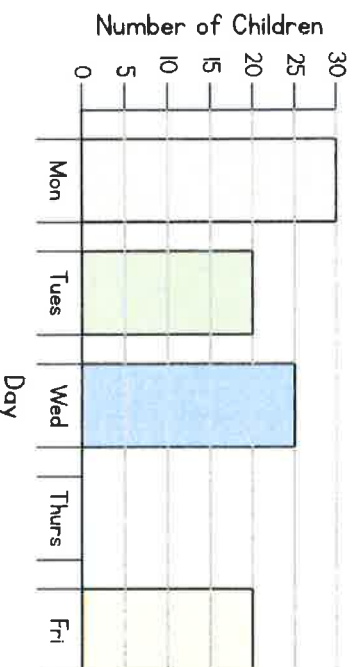
There are only 32 children in the class.
Why is the total more than this?

1 mark

3

The table and bar chart show how many children attend breakfast club each day.

Day	Number of Children
Monday	30
Tuesday	
Wednesday	25
Thursday	15
Friday	



Complete the table and bar chart.

How many more children attend on Monday than on Friday?

Alex says,



Less than 100 people go to breakfast club each week.

Do you agree? Explain your answer.

☐

3 marks

☐

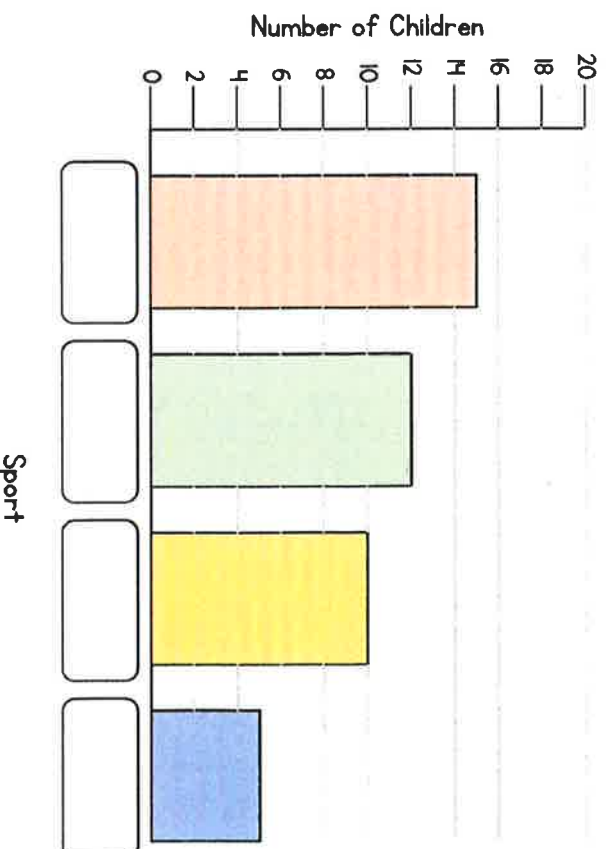
1 mark

☐

1 mark

4

Use the information to complete the missing labels on the bar chart.



Netball is the most popular sport.

Three times as many people like netball as like

rugby.

Twice as many people like tennis as like rugby.

The number of people who like football is more than 10

☐

3 marks

Circle how confident you feel with statistics.

1 2 3 4 5

Not

Very















confident


confident

Interpret charts

1

The pictogram shows the number of ice creams sold in a shop.

Ice cream flavour	Number of ice creams sold
vanilla	    
chocolate	     
strawberry	  
mint choc	

Key  = 2 ice creams

a) How many vanilla ice creams were sold?

b)  The shop sold 6 chocolate ice creams.

What mistake has Annie made?

c) How many chocolate ice creams were sold?

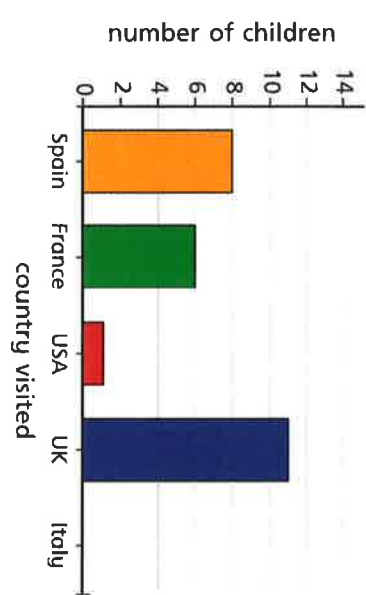
d) How many strawberry ice creams were sold?

e) Seven mint choc ice creams were sold.
Complete the pictogram to show this.



2

The bar chart shows the number of children who went on holiday to some different countries.



a) Complete the table using the information in the bar chart.

Country	Number of children visiting
Spain	
France	
USA	
UK	
Italy	

b) Complete the pictogram using the information in the bar chart.

Country	Number of children visiting
Spain	
France	
USA	
UK	
Italy	

Key  = 4 children



3

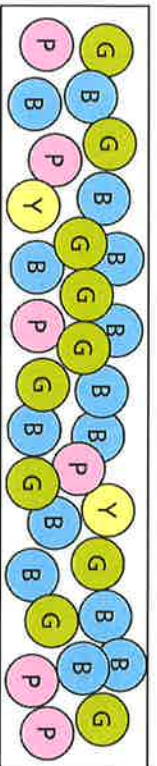


Chart A

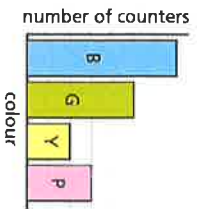


Chart B

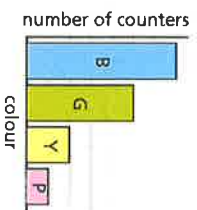
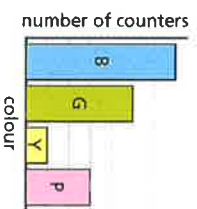


Chart C



Which chart best represents the picture?

Talk to a partner about the reasons for your choice.

4

Use the clues to label the bar chart.

- The number of Huddersfield Town supporters is half the number of Halifax Town supporters.
- More people support Halifax Town than support any other team.
- More people support Manchester United than Leeds United.
- There is 1 less supporter of Bradford City than Halifax Town.

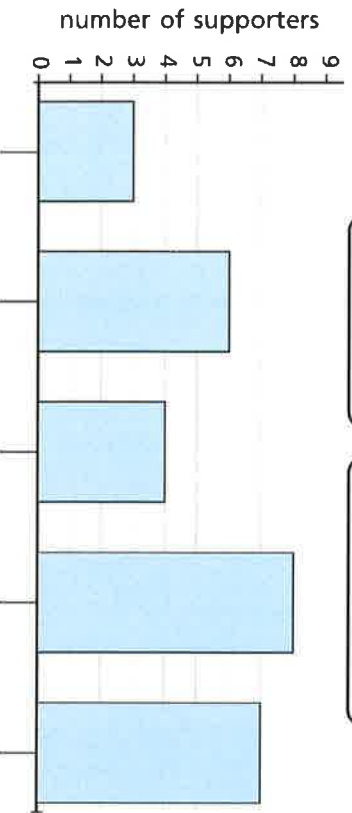
Bradford City

Huddersfield Town

Halifax Town

Leeds United

Manchester United

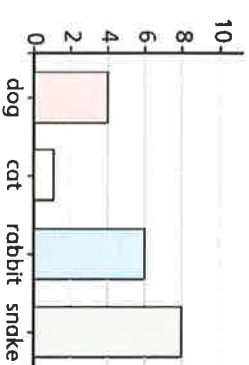


football team

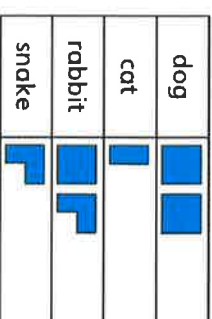
5

Four classes of children were asked what their favourite animals are. Match the tables to the charts.

Class A	
dog	8
cat	2
rabbit	7
snake	12

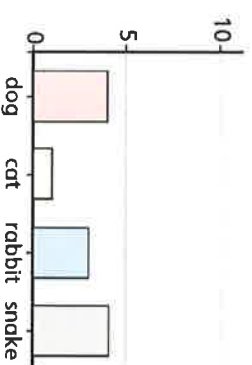


Class B	
dog	4
cat	1
rabbit	3
snake	4

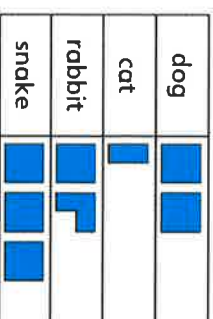


Key  = 4 children

Class C	
dog	4
cat	1
rabbit	6
snake	8



Class D	
dog	8
cat	2
rabbit	7
snake	3



Key  = 4 children

Tables



Friday

1

The table shows school attendance for a Year 3 class.
There are 27 children in the class.

Day	Girls	Boys
Monday	15	11
Tuesday	14	12
Wednesday	14	10
Thursday	15	12
Friday	15	11

a) How many children attended school on Monday?

$$\boxed{} + \boxed{} = \boxed{} \text{ children}$$

b) On which day did all the children in the class attend school?

How do you know?

c) How many boys are in the class?

d) How many girls are in the class?

e) Why is there no data for Saturday or Sunday?

f) Who had better attendance – girls or boys?

How did you work it out? Did your partner do the same?

2

The table shows the number of school days in each month.

Month	Number of school days
January	18
February	15
March	19
April	16
May	22
June	20
July	7
August	0
September	18
October	17
November	22
December	16

a) Which month has the fewest school days? _____
Why? _____

b) Term 1 is from September to December.

Term 2 is from January to April.

Term 3 is from May to July.

Which term has the most school days?

Term



3

The table shows the number of packets of crisps sold in a small shop.

Crisps sold	6:00 – 9:00	9:00 – 12:00	12:00 – 15:00	15:00 – 18:00
Salted	6	19	26	25
Salt and vinegar	0	12	14	7
Paprika	3	9	20	10
Cheese and onion	1	11	14	8

a) Which flavour of crisp is the most popular?

b) Which is the least popular flavour?

c) How many packets of crisps were sold between 6:00 am and 9:00 am?

d) Between what times were the most salt and vinegar crisps sold?



4

The table shows the number of newspapers and magazines sold by a shop from Monday to Friday.

Day	Number of newspapers	Number of magazines
Monday	126	103
Tuesday	148	113
Wednesday		87
Thursday	150	223
Friday	103	186

a) How many newspapers and magazines were sold in total on Tuesday?

b) How many more magazines were sold on Thursday than on Wednesday?

c) There were 650 newspapers sold in total. How many newspapers were sold on Wednesday?

d) On which day do you think new magazines come out? Why?



Northmoor Lockdown English work: Week 7

Day 1 Monday 22 nd Feb	
Reading	Quiet reading of your chosen book.
Writing	<p>This week we are going to be planning and writing our own version of the story Impossibly Possible Bookshop.</p> <p>Today I would like you to re-read the model text and become 'magpies' like we do in class. I would like you to spend your time today creating a super word bank of language and ideas that you want to use in your writing. Please jot these down in your books.</p>

Day 2 Tuesday 23 rd Feb	
Reading	<p>Read your assigned book on GetEpic. They are differentiated to match your Reading Range on AR.</p> <p>Class code: ihp5338</p> <p>Take the week to read it through or if it is a shorter book have a go at the quiz once you have completed it.</p>
Spelling	<p>Year 3: Prefixes (a word, letter, or number placed before another) of dis and un.</p> <p>Year 4: Your statutory spellings. (Spelling challenge)</p> <p>Practise two or three of your weekly spellings. Can you find words to learn with the prefix 'un'?</p> <p>Practise your spellings within your book, paying special attention to your handwriting.</p>
Writing	<p>Today please use page 24- 27 in your booklet to plan your story. There are different types of 'box-up' like we do each time in class. Choose the one you like best to help you plan. The first one on page 24 reminds you of the structure and ideas of the original story. You can use pages 25, 26 and 27 to plan your story.</p> <p>I would also like you to write at least the opening paragraph. Remember I would encourage you to constantly use your model text and plan as well as your magpie words from Monday to help you.</p>
Day 3 Wednesday 24 th Feb	
Reading	<p>Read your assigned book on GetEpic. They are differentiated to match your Reading Range on AR.</p> <p>Class code: ihp5338</p>

	Take the week to read it through or if it is a shorter book have a go at the quiz once you have completed it.
Spelling	Practise two or three of your weekly spellings. Practise your spellings within your book, paying special attention to your handwriting.
Writing	Today I would like you to write!! :) Please draft your story today. Remember that I am more interested in superb vocabulary and detailed description of settings and characters rather than pages and pages of writing.

Day 4 Thursday 25 th Feb	
Reading	Read your assigned book on GetEpic. They are differentiated to match your Reading Range on AR. Class code: ihp5338 Take the week to read it through or if it is a shorter book have a go at the quiz once you have completed it.
Spelling	Complete the word search within your pack.
Writing	Finish and edit your story from yesterday ready to publish tomorrow.

Day 5 Thursday 26 th Feb	
Reading	Read your assigned book on GetEpic. They are differentiated to match your Reading Range on AR. Class code: ihp5338 Take the week to read it through or if it is a shorter book have a go at the quiz once you have completed it.
Spelling	Ask an adult to test you on the spelling of the words you have been practising this week.
Writing and handwriting	Publish your story in your neatest joined writing. Please keep this safe inside your books and share on @H_E_P_S if you can.

Continuous Cursive Handwriting Practice

Practise your weekly spelling words using continuous cursive handwriting.

dislike

disobey

discolour

discover

disappear

dishonest

disallow

disbelieve

disapprove

discontinue

Prefix and Suffix

n m h k a e m i s u s e
g i m c f d i b v x s q
m s i l d i s a b l e d
i p s k h j t m n u m i
s l t m z r r w o i i s
b a r i i b e n d f s a
e c e s r s a t y u p b
h e a s m p t o g h l l
a d t p x a e r w i a e
v v k e l o d u u q c d
e h g l e b a h k s e a
c f y l q p c r l b t x

disable
mistreat
disabled
mistreated

misuse
misbehave
misplace
mistrust

misplaced
misspell

Year 3 and 4 Statutory Spellings

February

forward

forwards

fruit

grammar

group

guard

guide

heard

heart

Y3/4 Spellings Words Search

z	c	n	b	s	q	m	s	g	r	b	d
l	t	r	a	e	h	s	x	j	w	l	r
h	z	a	g	p	s	d	z	y	f	g	a
s	j	m	z	s	z	r	z	r	p	a	w
r	h	m	a	v	u	a	k	a	u	n	r
f	h	a	t	r	o	w	b	u	n	g	o
o	t	r	b	x	g	r	r	r	f	r	f
e	b	g	j	u	k	o	m	b	j	o	r
d	l	r	a	w	i	f	o	e	v	u	c
i	d	r	a	e	h	h	a	f	q	p	g
u	d	q	u	t	s	f	r	u	i	t	z
g	y	f	d	t	s	y	k	e	m	f	c

february
forward
forwards
fruit
grammar

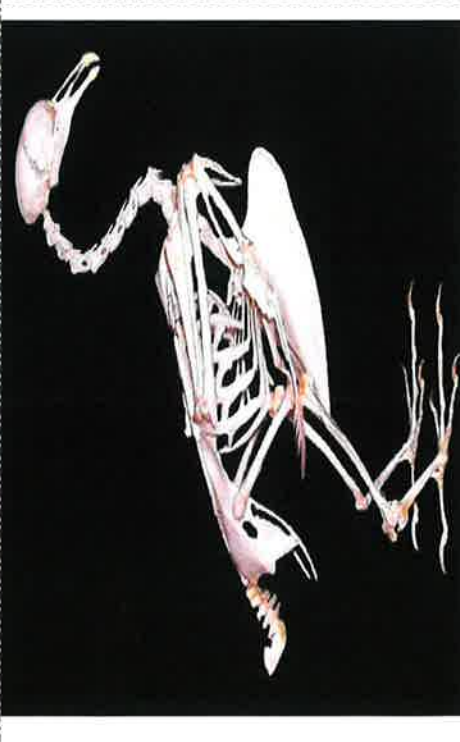
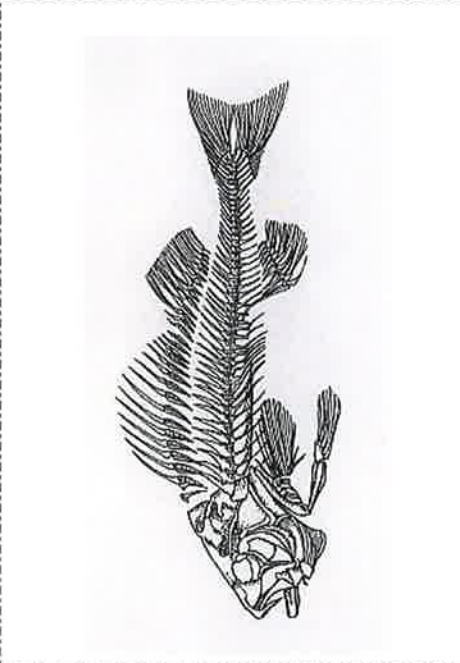

group
guard
guide
heard
heart

Y3/4 Spellings Words Search

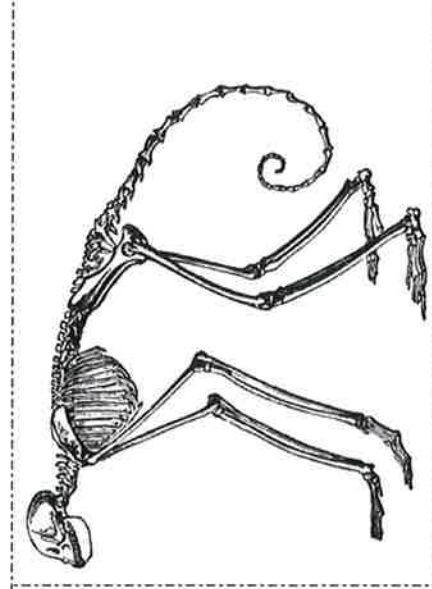
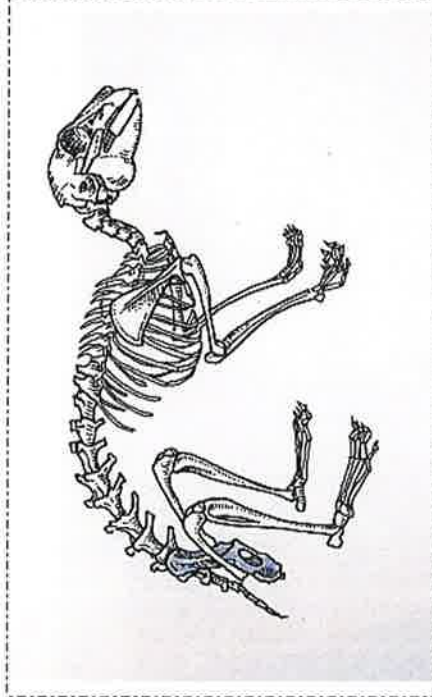
q	s	f	h	k	h	d	g	z	c	d	p
u	w	a	k	n	t	e	n	r	a	e	l
e	j	k	e	o	n	y	i	a	t	o	p
s	n	j	j	w	g	r	n	g	l	w	w
a	v	k	f	l	a	o	t	f	h	s	h
e	u	e	k	e	p	t	e	k	e	t	i
r	r	n	n	d	h	s	r	m	o	z	z
c	j	i	q	g	u	i	e	i	c	i	h
n	t	g	e	e	y	h	s	f	e	o	t
i	f	a	o	r	z	j	t	b	i	f	p
i	x	m	t	n	a	t	r	o	p	m	i
o	g	i	o	r	l	e	n	g	t	h	s

height
history
imagine
increase
important

interest
island
knowledge
learn
length



Top row: dog, horse, chameleon
Bottom row: bird, fish, snake



Top row: rabbit, frog, monkey
Bottom row: mouse, sheep, chicken

Family agreement

Use this template to put your agreement down in writing.
Why not display it somewhere at home like on the fridge or a noticeboard?

Who is this agreement for?

We agree to...

E.g. Be kind and respectful online.

Who is responsible for this?

E.g. We will all make sure we only post kind comments.

What happens if someone doesn't follow the agreement?

How long will our agreement last for and when will we review it?

Signatures

Top tips

1 Make sure that both adults and young people are open to changing their online behaviour as a result of your agreement.

2 Consider your tone. Are you focusing on negative behaviour or promoting positive behaviour?

3 Make sure your agreement works for your whole family and everyone is happy with it.

4 Review your agreement in the future to make sure it reflects the current needs and ages of your family.



For further advice and resources, visit www.childnet.com/have-a-conversation
@childnetinternational

© 2019 Childnet International www.childnet.com 020 7639 6967 Registered UK Charity: 1080173 V09-19



Co-financed by the European Union
Connecting Europe Facility

This work is licensed under a [Creative Commons Attribution-NonCommercial-ShareAlike 4.0 International License](https://creativecommons.org/licenses/by/4.0/).

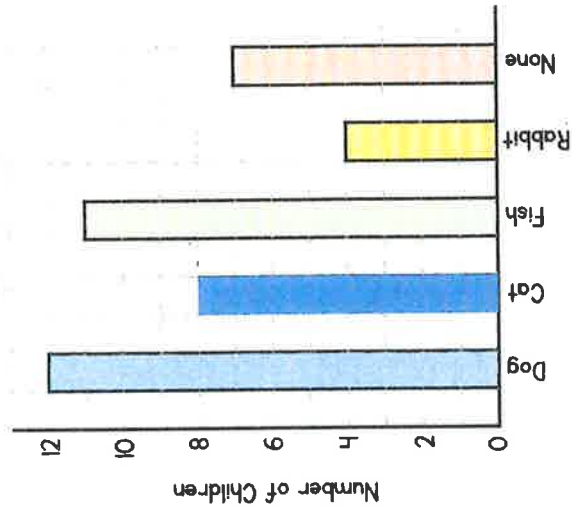


Answers

Wednesday

2 The bar chart shows the pets that children have in Class 4

Class 4's Pets



Animal	Number of Children
Dog	12
Cat	8
Fish	11
Rabbit	4
None	7

Use the bar chart to complete the table.

Complete the bar chart to show the number of children who have cats.

There are only 32 children in the class.

Why is the total more than this?

Some children might have more than 1 pet.

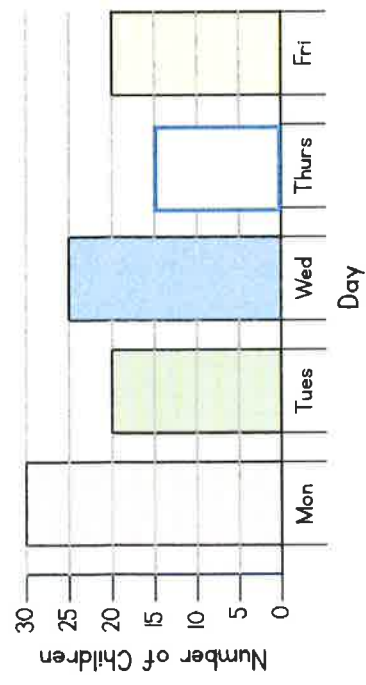
☐ 2 marks

☐ 1 mark

☐ 1 mark


3 The table and bar chart show how many children attend breakfast club each day.

Day	Number of Children
Monday	30
Tuesday	20
Wednesday	25
Thursday	15
Friday	20



Complete the table and bar chart. (1 mark for each)

How many more children attend on Monday than on Friday? 10

Alex says,  Less than 100 people go to breakfast club each week.

Do you agree? Explain your answer.

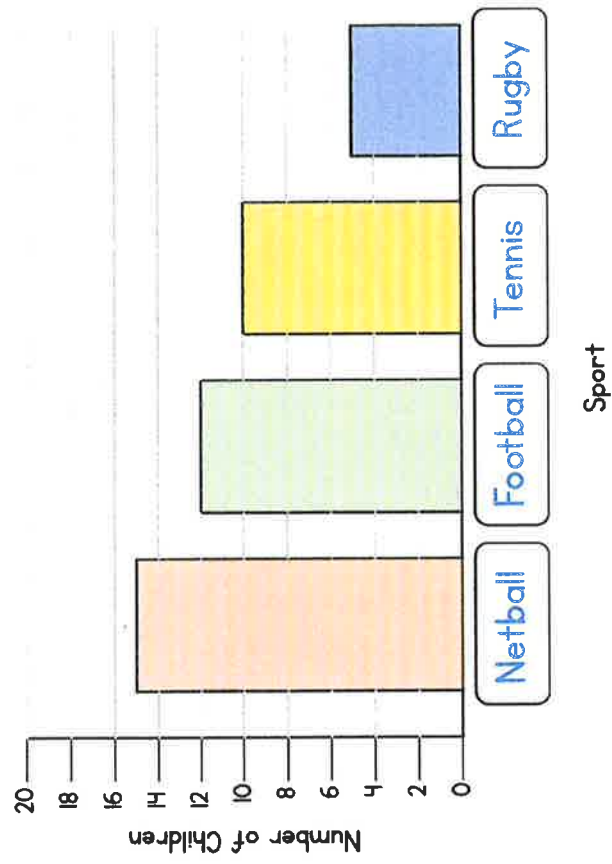
No because the total number of children is 110

3 marks

1 mark

1 mark

4 Use the information to complete the missing labels on the bar chart.



Netball is the most popular sport.
 Three times as many people like netball as like rugby.
 Twice as many people like tennis as like rugby.
 The number of people who like football is more than 10

Circle how confident you feel with statistics.

1 2 3 4 5
 Not confident Very confident



















3 marks

Thursday, Oct.

Interpret charts

1

The pictogram shows the number of ice creams sold in a shop.

Ice cream flavour	Number of ice creams sold
vanilla	     
chocolate	     
strawberry	 
mint choc	   

Key  = 2 ice creams

a) How many vanilla ice creams were sold?

8

b)



The shop sold 6 chocolate ice creams.

What mistake has Annie made?

She has counted the number of pictures of ice creams on the pictogram

c) How many chocolate ice creams were sold?

12

d) How many strawberry ice creams were sold?

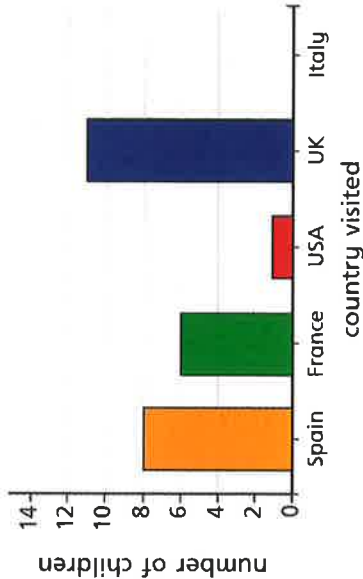
3

e) Seven mint choc ice creams were sold.

Complete the pictogram to show this.

2













The bar chart shows the number of children who went on holiday to some different countries.



a) Complete the table using the information in the bar chart.

Country	Number of children visiting
Spain	8
France	6
USA	1
UK	11
Italy	0

b) Complete the pictogram using the information in the bar chart.

Country	Number of children visiting
Spain	   
France	  
USA	
UK	   
Italy	

Key  = 4 children

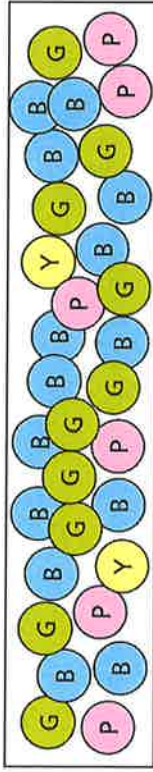


Chart A



Chart B



Chart C



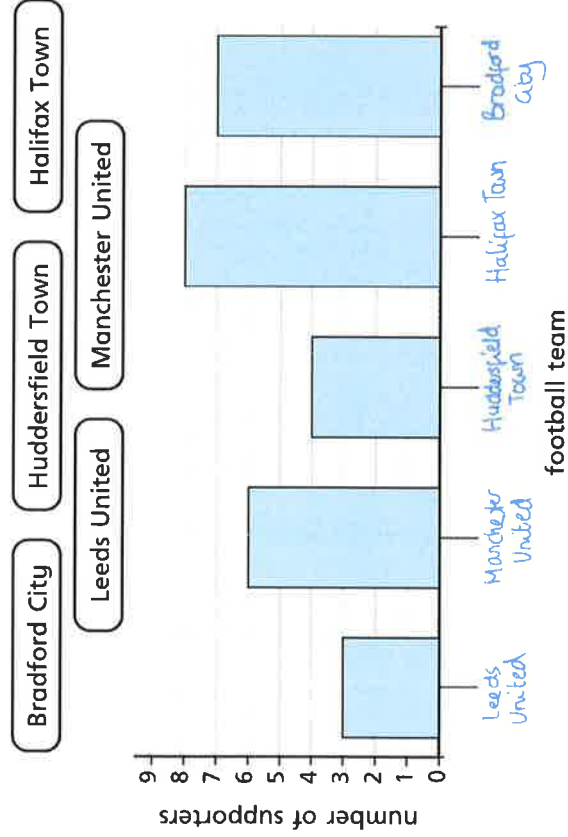
Which chart best represents the picture?

Talk to a partner about the reasons for your choice.

3

Use the clues to label the bar chart.

- The number of Huddersfield Town supporters is half the number of Halifax Town supporters.
- Most people support Halifax Town.
- More people support Manchester United than Leeds United.
- There is 1 less supporter of Bradford City than Halifax Town.



5

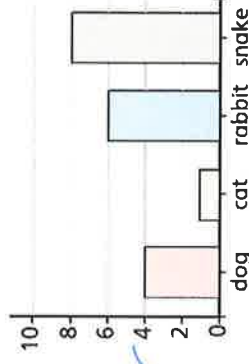
Four classes of children were asked what their favourite animals are. Match the tables to the charts.

Class A	
dog	8
cat	2
rabbit	7
snake	12

Class B	
dog	4
cat	1
rabbit	3
snake	4

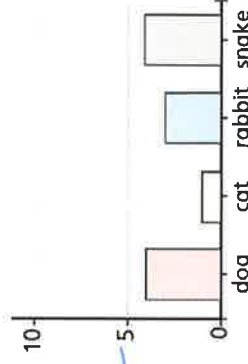
Class C	
dog	4
cat	1
rabbit	6
snake	8

Class D	
dog	8
cat	2
rabbit	7
snake	3



dog	4
cat	1
rabbit	3
snake	4

Key ■ = 4 children



dog	4
cat	1
rabbit	3
snake	4

Key ■ = 4 children

Tables

1

The table shows school attendance for a Year 3 class.
There are 27 children in the class.

Day	Girls	Boys
Monday	15	11
Tuesday	14	12
Wednesday	14	10
Thursday	15	12
Friday	15	11

a) How many children attended school on Monday?

$$15 + 11 = 26 \text{ children}$$

b) On which day did all the children in the class attend school?

Thursday

How do you know?

c) How many boys are in the class?

12

d) How many girls are in the class?

15

e) Why is there no data for Saturday or Sunday?

There is no school.

f) Who had better attendance – girls or boys?

Girls

How did you work it out? Did your partner do the same?

2 The table shows the number of school days in each month.

Month	Number of school days
January	18
February	15
March	19
April	16
May	22
June	20
July	7
August	0
September	18
October	17
November	22
December	16

a) Which month has the least school days?
Why?

August

Summer holidays

b) Term 1 is from September to December.

Term 2 is from January to April.

Term 3 is from May to July.

Which term has the most school days?

Term

1

- 3 The table shows the number of packets of crisps sold in a small shop.

Crisps sold	6:00 – 9:00	9:00 – 12:00	12:00 – 15:00	15:00 – 18:00
Salted	6	19	26	25
Salt and vinegar	0	12	14	7
Paprika	3	9	20	10
Cheese and onion	1	11	14	8

- a) Which flavour of crisp is the most popular?

Salted

- b) Which is the least popular flavour?

Salt & vinegar

- c) How many packets of crisps were sold between 6:00 am and 9:00 am?

10

- d) Between what times were the most salt and vinegar crisps sold?

12:00 – 15:00

- 4 The table shows the number of newspapers and magazines sold by a shop from Monday to Friday.

Day	Number of newspapers	Number of magazines
Monday	126	103
Tuesday	148	113
Wednesday		87
Thursday	150	223
Friday	103	186

- a) How many newspapers and magazines were sold in total on Tuesday?

261

- b) How many more magazines were sold on Thursday than on Wednesday?

136

- c) There were 650 newspapers sold in total.

How many newspapers were sold on Wednesday?

123

- d) On which day do you think new magazines come out? Why?




TalkforWriting

Talk for Writing Home-school booklet

The Impossibly Possible Bookshop

by Kat Pennington



© Copyright of Kat Pennington and Talk for Writing 2020.

Permissions: Sharing the web link / URL to where this booklet sits on the Talk for Writing website with colleagues and parents is encouraged, but no part of this publication should be re-uploaded elsewhere online, reproduced or altered without permission.

www.talk4writing.com



Listen to an audio recording of this story here:
<https://soundcloud.com/talkforwriting/bookshop/s-WQRnOLBZ1ho>

The Impossibly Possible Bookshop


"Come on, Sammy," shouted his Grandmama from downstairs in the kitchen. "It's time for us to go into town. I need to post a parcel and ... don't forget your umbrella!"

Ten minutes later, Sammy and his Grandmama were walking through the puddle-patched streets of the nearby town. "Wait here, I won't be a moment!" instructed his Grandmama as she darted into the post office. Sammy waited. It seemed like his Grandmama was taking an extraordinarily long time.

Out of the corner of his eye, Sammy spotted the most unusual of shops. It was a bookshop. Now you may be thinking that there isn't anything unusual about a bookshop but this bookshop was not like one he had ever seen before – it was tiny and sandwiched between a large restaurant and a shop selling shiny, new bicycles. No-one seemed to notice the bookshop. Everyone just walked past it like it was invisible.

Gripped by curiosity, Sammy began to walk towards the tiny door of the tiny bookshop. As Sammy approached the shop, he noticed small intricate lanterns hanging around the edge of the roof, puffs of peculiar smoke drifting out of the tall, thin chimney stack and thick, aggressive ivy covering the stone walls and windows.

Sammy approached the door which didn't have a knocker or a bell. Instead, it had a note which read:



With a quick glance back towards the post office, Sammy pushed the shop's door and, to his surprise, it opened slightly. With his heart pounding, he pushed the door harder. It opened more so he stooped down low and went inside.

To his amazement, the bookshop was huge inside - really huge. It was dimly lit and everything was covered in a fine film of dust. The shop was crammed with books from floor to ceiling. Books of every colour, type and size imaginable. Books about far off lands and fantastic finds. Sammy began to explore and it wasn't long before a book, perched precariously on a high shelf, caught his eye. Taking a deep breath, Sammy climbed a nearby rickety ladder, grabbed the book and carried it to a corner of the shop where an oil lamp burned slowly. He stroked the dust off the front cover and read the gold embossed title: *Tree Goblins*.

Suddenly, a low voice emerged from the darkness, "I wouldn't open that book if I were you," it said. Sammy spun round and saw in the corner a disheveled, old man sat in a large leather-bound, red chair. His head was buried in a book and, looking up from his half-moon spectacles, he continued: "Strange things live in these 'ere books - go home and don't come back if you know what's good for you." Sammy paused for the briefest of seconds, then carefully ignoring the man, opened the book.

In the blink of an eye, Sammy found himself inside the trunk of a large tree. Colourful balloons, bunting and banners decorated the room and loud music, that made you want to dance, filled the warm air.

All around the room, small, strange-looking people, wearing brown tweed dungarees covered in toadstools, leaves and roses, danced and sang with great gusto and joy. Their large pointy ears were hidden slightly by their bushy multi-coloured hair and curly-toed velvet shoes hid their enormous, hairy feet. Around their necks each one wore a necklace covered in the most interesting of charms and trinkets.

In the middle of the room, a magnificent feast was laid out on a large woven willow table. There were pinecone truffles, sweet sap sorbets, nettle fritters and the finest pollen-puddings. In the centre was an enormous cake covered in long-grass icing and, on the top, over a hundred candles burned brightly. It was a glorious scene and Sammy soon realised that he was in the middle of a birthday party, but not like one he had ever experienced before!

"Hello," came a small voice. Sammy looked down to see one of the strange people smiling up at him. "Hello," replied Sammy.

"My name is Treerumple and I am a tree goblin here in Moon Glen - who are you?"

"My name is Sammy and I am ... well ... a boy!"

"Will you stay for the party? It's Treegruttle's 203rd birthday!"

Sammy wasted no time in accepting the invitation and spent what seemed like hours dancing, eating and singing with the Tree Goblins.

Before long, the sun began to set and Sammy knew that he should return home. He thanked the tree goblins for the wonderful time that he had had and explained that he needed to get home to his Grandmama. As a thank you for visiting them, Treerumple handed him his necklace: "Look after this for me; never forget us!"

"Forget you? That's impossible!" replied Sammy and, with that, he opened the book once more and returned back to the shop.

The disheveled man hadn't seemed to move and as Sammy said goodbye and thankyou to him, he simply muttered: "Hmph, no one will believe your impossible story."

Outside the shop, Sammy saw his Grandmama just come out of the post office. It was like no time had passed at all. "Ahh, there you are!" she said beckoning him over for one of her special cuddles whilst putting up her umbrella.

"Grandmama?" Sammy asked.

"Yes, my dear ... ?"

"Can we come back to tomorrow?"

His Grandmama winked, looked over to the bookshop and replied: 'We'll see ... anything's possible.'



Settings

In the story, Sammy enters a Tree Goblin birthday party. Highlight all of the things that Sammy can see.

In the blink of an eye, Sammy found himself inside the trunk of a large tree. Colourful balloons, bunting and banners decorated the room and loud music, that made you want to dance, filled the warm air.

All around the room small, strange-looking people, wearing brown tweed dungarees covered in toadstools, leaves and roses, danced and sang with great gusto and joy. Their large pointy ears were hidden slightly by their bushy multi-coloured hair and curly-toed velvet shoes hid their enormous, hairy feet. Around their necks each one wore a necklace covered in the most interesting of charms and trinkets.

In the middle of the room, a magnificent feast was laid out on a large woven willow table. There were pinecone truffles, sweet sap sorbets, nettle fritters and the finest pollen-puddings. In the centre was an enormous cake covered in long-grass icing and on the top over a hundred candles burned brightly.


Can you draw a picture of the goblin birthday party below and label it with all of the things that Sammy can see?

Goblin menu

Goblins love their food! Here is what they served at the birthday party:

There were pinecone truffles, sweet sap sorbets, nettle fritters and the finest pollen-puddings. In the centre was an enormous cake covered in long-grass icing and, on the top, over a hundred candles burned brightly.

Design a menu for another goblin party – it could be a Christmas party, an anniversary or any celebration you can think of. Can you design your party menu for a certain type of goblin and think carefully what they would eat, e.g., would a Cave Goblin eat something different to a Fire Goblin?

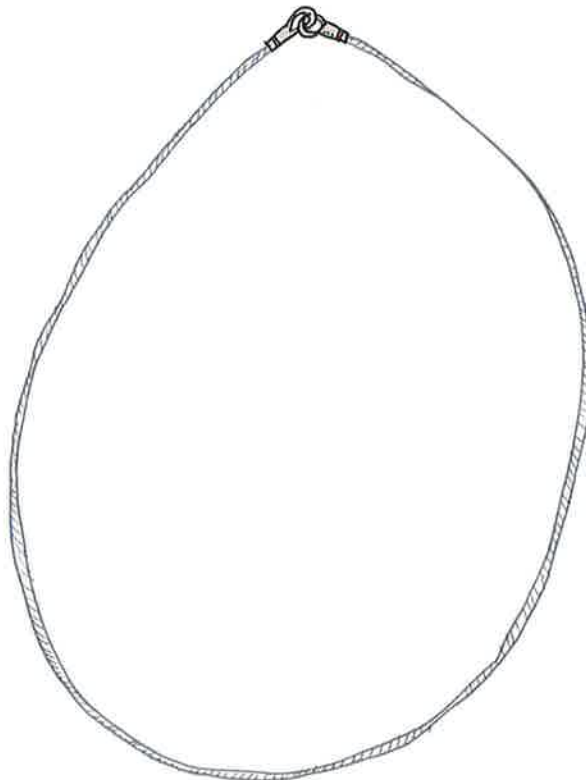


Goblin necklace

In our story, I gave Sammy my Tree Goblin necklace covered in charms and trinkets.



- * Design and draw a goblin necklace using the string below (you could design mine or more than one!). Label it and then write a description of it in the box underneath. Could you even make it?



Let's start to create and plan your story

To do this, let's look at the structure of *The Impossibly Possible Bookshop*.

	Bare bones of a portal story	Bare bones of The Impossibly Possible Bookshop
Opening	<ul style="list-style-type: none">• Main character/s (MCs) visit a setting	<ul style="list-style-type: none">• Sammy and Grandmama go into the nearby town
Build Up	<ul style="list-style-type: none">• MC finds something (a portal) that takes them to another world.	<ul style="list-style-type: none">• While Grandmama is in post office, Sammy enters a bookshop and the Tree Goblins world when he opens a book
Problem	<ul style="list-style-type: none">• MC explores other world & strange things happen.	<ul style="list-style-type: none">• Sammy joins the Tree Goblin birthday celebrations and meets Treerumple the goblin
Resolution	<ul style="list-style-type: none">• MC returns home.	<ul style="list-style-type: none">• Sammy is given a gift and returns home.
Ending	<ul style="list-style-type: none">• MC wants to return to new world	<ul style="list-style-type: none">• Sammy says thank you to the man in the bookshop and asks his Grandmama if they can return tomorrow.

Your ideas

Use the grid to start collecting ideas of your own.

	Bare bones of the story	The Impossibly Possible Bookshop	YOUR IDEAS
O	<ul style="list-style-type: none"> Main character/s (MCs) visit a setting 	<ul style="list-style-type: none"> Sammy and Grandmama go into the nearby town 	Who will your MC be and where do they visit?
B	<ul style="list-style-type: none"> MC finds something (a portal) that takes them to another world. 	<ul style="list-style-type: none"> While Grandmama is in post office, Sammy enters a bookshop and the Tree Goblins world when he opens a book 	Where does your character find the book/portal to the other world? Is it the same bookshop or somewhere else?
P	<ul style="list-style-type: none"> MC explores other world & strange things happen. 	<ul style="list-style-type: none"> Sammy joins the Tree Goblin birthday celebrations and meets Treerumple the goblin 	Where does your MC end up? Who is there? What party is happening? Who do they meet?
R	<ul style="list-style-type: none"> MC returns home. 	<ul style="list-style-type: none"> Sammy is given a gift and returns home. 	Who will your MC be and where do they visit? What gift or object will they bring back?

E	<ul style="list-style-type: none"> MC wants to return to new world 	<ul style="list-style-type: none"> Sammy says thank you to the man in the bookshop and asks his Grandmama if they can return tomorrow. 	What happens when your character returns to where they started?
---	-----------------------------------------------------------------------------------	-------------------------------------------------------------------------------------------------------------------------------------------------------	-----------------------------------------------------------------

Story Ideas

If you're stuck on some story ideas why not try one of these (or do all of them and write your own series of adventure stories):



Story idea 1: Add to

You could retell or rewrite *The Impossibly Possible Bookshop* but add in a few more extra details e.g. more description about the man in the bookshop, the party or what the tree looked like.



Story idea 2: Sequel (follow up)

Sammy returns the next day and chooses a different book called *Trolls* or *Monsters* or *Pixies* or *Thunder Goblins*.

Your title could be: *The Impossibly Possible Bookshop. The Land of the ??????*



Story idea 3: Disaster

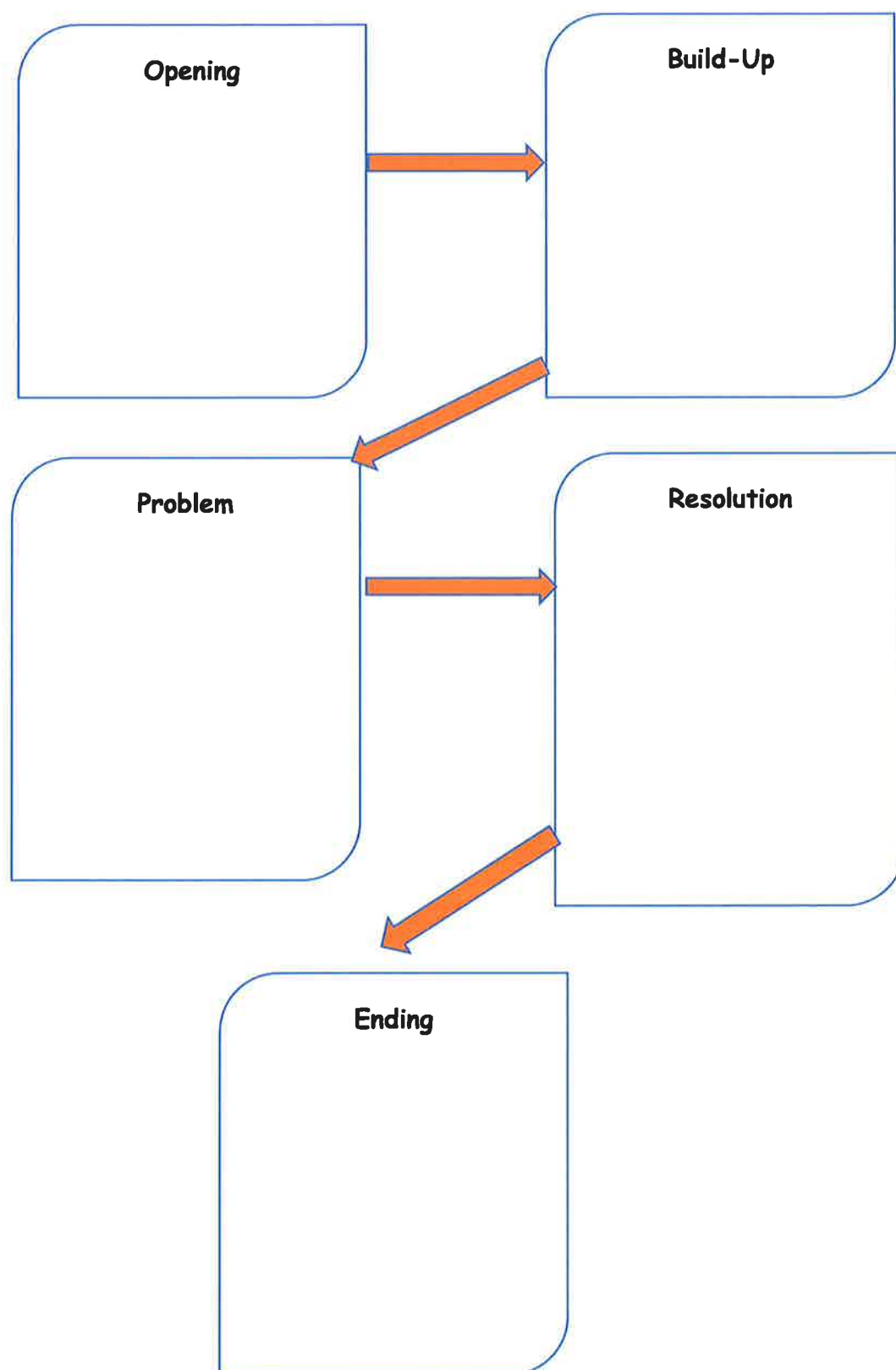
Use the same structure but something bad happens in the middle, for example, the main character encounters some sort of problem like a grumpy ogre who wants to capture them and they have to escape.



Story idea 4: Stowaway

Use the same idea but what if, at the end, the main character realises that one of the characters from the other world has hidden in their pocket and come back to their world with them.

Use this page to plan your story



Let's get writing

Now you are ready to write. Get a piece of paper and a pen or pencil and write your story. It may take a few attempts to get a story that you are really happy with. Don't worry about this as it is called drafting and editing and is a very important part of the writing process.

Can you illustrate your story and maybe add in a menu or recipe?
See you at the other end - can't wait to read it!

Reading recommendations

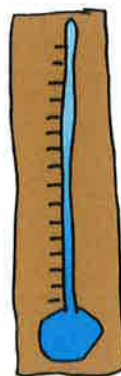
Treerumple's Top 10 Reads

* Do you enjoy stories with strange characters in or tales of visiting new worlds? If so, you may like these.



- 1) P. G. Bell – *The Train to Impossible Places*
- 2) Anna James – *Tilly and the Book Wanderers Pages and Co. Book 1*
- 3) Jenny McLaughlan – *The Land of Roar*
- 4) Struan Murry – *Orphans of the Tide*
- 5) Thomas Taylor – *Malamander* (also try *Gargantis*)
- 6) Phillipa Pearce – *Tom's Midnight Garden*
- 7) Lewis Carroll – *Alice in Wonderland*
- 8) Enid Blyton – *Magic Far Away Tree*
- 9) C. S Lewis – *The Lion the Witch and The Wardrobe*
- 10) J. K Rowling – *Harry Potter*

I would rate my journey through this booklet (tick hot or cold):



This workbook has helped me learn ...




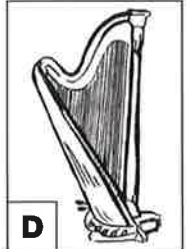

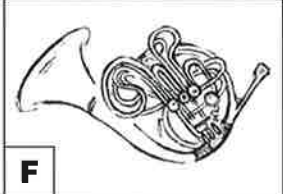
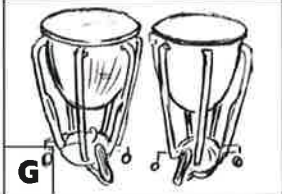

amote

seft

BBC TEN PIECES

STEP 1

Watch the BBC Philharmonic performing the '[Whistle-stop Guide to the Orchestra](#)' by composer Daniel Whibley. Use the video to help you match up the pictures and names of the instruments. Write the letter of the instrument in the box next to the instrument's name:

1	Violin						
2	Cello						
3	Bassoon						
4	Flute						
5	Trombone						
6	Horn						
7	Timpani						
8	Harp						

STEP 2

Listen to the music again and answer the following questions:

Name one high-pitched instrument	
Name one low-pitched instrument	
What is the tempo? How fast or slow is the music?	
Use two adjectives to describe the music	

STEP 3

Draw a picture of your favourite instrument and explain why you like it:

Upload your picture to the Ten Pieces website: www.bbc.co.uk/TenPieces