

Maths Overview- Pack 8

Monday 1st March 2021

LO: To compare numbers within 50

Target your maths

Developing: p10a

Secure: p10a

Mastery: p10 a and b

White Rose Maths: Compare numbers within 50

<https://vimeo.com/503102857>

Tuesday 2nd March 2021

LO: To order numbers within 50

Target your maths

Developing: p35a

Secure: p35a

Mastery: p35a & b

White Rose Maths: Order numbers within 50

<https://vimeo.com/503093819>

Wednesday 3rd March 2021

LO: To count in 2s

Target your maths

Developing: p11a

Secure: p11a

Mastery: p11a & b

White Rose Maths: Count in 2s

<https://vimeo.com/507065512> (Activity)

<https://vimeo.com/505658511> (Main video)

Thursday 4th March 2021

LO: To count in 5s

Target your maths

Developing: p34a

Secure: p34a

Mastery: p34a & b

White Rose Maths: Count in 5s

<https://vimeo.com/507067325> (Activity)

<https://vimeo.com/507075995> (Main video)

Friday 5th March 2021

LO: To count in 2s and 5s

Practise writing numbers and their words in your books (e.g. 1-one)

Developing: Numbers 1-5

Secure: Numbers 1-10

Mastery: Numbers 1-20

White Rose Maths: Count in 2s and 5s

50 Grid and Number Line

1	2	3	4	5	6	7	8	9	10
11	12	13	14	15	16	17	18	19	20
21	22	23	24	25	26	27	28	29	30
31	32	33	34	35	36	37	38	39	40
41	42	43	44	45	46	47	48	49	50

twinkl.co.uk

Greater Than or Less Than

Put the correct sign (<, > or =) between these numbers.
Remember – the crocodile always eats the bigger number!

12 35

43 27

36 41

28 32

46 32

28 50

22 22

8 10

18 19

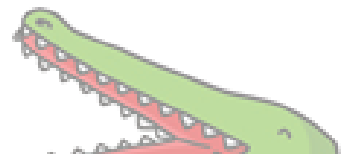

47 47

21 50

50 47

46 35

16 2



Compare numbers within 50

1 Tick the number sentences that are true.

Use cubes or counters to help you.

- a) 12 is more than 13
- b) 33 is less than 41
- c) 2 tens and 8 ones is equal to twenty-eight
- d) $40 + 8$ is more than $30 + 9$
- e) Thirty-one is less than 3 tens

2 Write the missing phrase.

greater than




less than

equal to

- a) 22 is _____ 29
- b) 41 is _____ 4 tens
- c) Forty-six is _____ $40 + 3$
- d) $40 + 8$ is _____ one more than 47

3 Write $<$, $>$ or $=$ in each circle.

24



3 tens and 14 ones

4 Complete the table.

Write or draw your answers.

	is more than	
	=	
	>	
	is less than	
	is equal to	

Mastery (Monday 1st March) LO: To compare numbers to 50

Answer these questions in your maths books.

- 1) Teddy is comparing two numbers.



My number is larger
than 19 but not one
more than 19

$$\boxed{23} > \boxed{}$$

What could Teddy's number be?

What can't it be?

- 2) Dora compares the two values.



$$\boxed{23} < \boxed{\begin{array}{l} 3 \text{ tens and } 3 \\ \text{ones} \end{array}}$$

Change one thing in the values so they are equal.

- 3) You can draw the dominoes if you don't have any!

Pick two dominoes to represent two two-digit numbers.

For example,

43



21



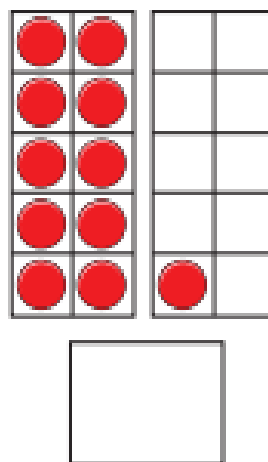
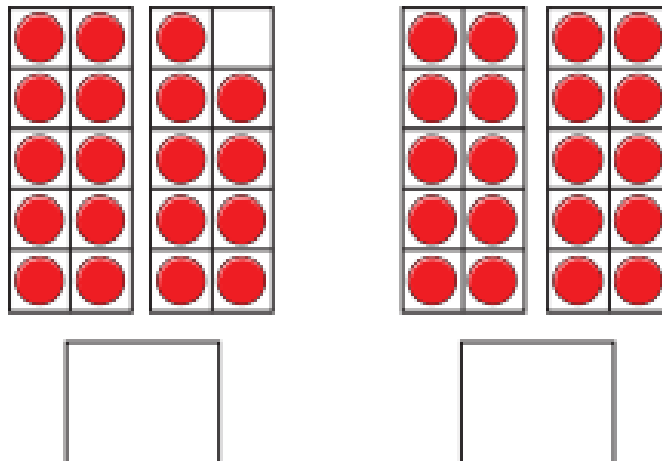
Then compare them using $<$, $>$ or $=$

$43 > 21$ $21 < 43$

Explain how you know.

Order numbers within 50

I a) What are the numbers?





Write the numbers in order.

Start with the smallest number.

smallest

greatest

b) What are the numbers?



Write the numbers in order.

Start with the smallest number.

smallest

greatest

2 Write the numbers in order.

Start with the smallest number.

a)

36

31

32

smallest

greatest

b)

39

49

29

smallest

greatest

3 Write the numbers in order.

Start with the greatest number.

17

41

28

greatest

smallest

4 Complete the number sentence.

$$2 \text{ tens and } 3 \text{ ones} < \boxed{} < \text{forty-one}$$

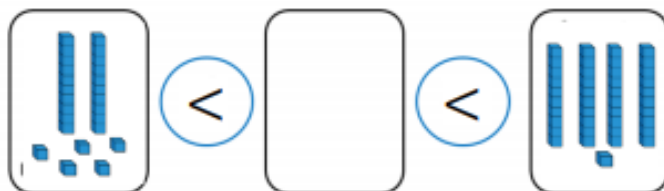
Is there more than one answer?

5) Spot the Mistake

$$12 > 21 > 33 > 35$$

Can you correct it?

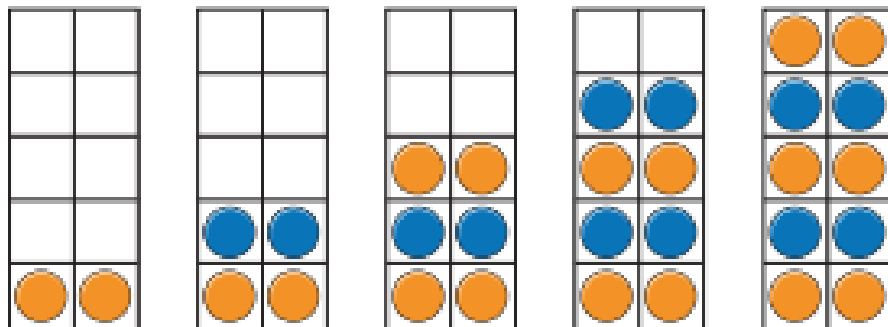
6) Find at least 5 different numbers that could complete the statement.



Count in 2s

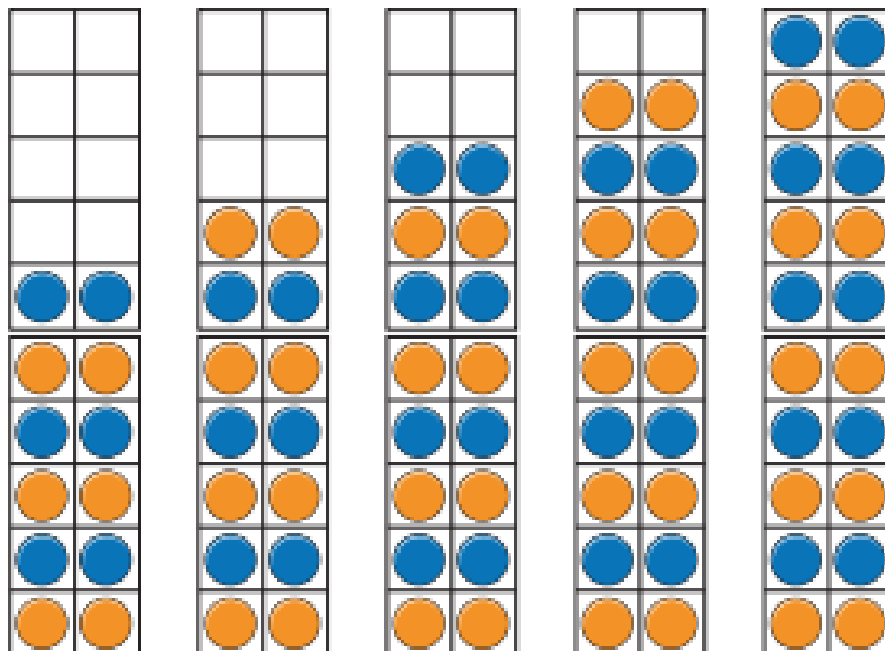
I What are the numbers?

a)



--	--	--	--	--

b)



--	--	--	--	--

2 How many flowers are there?



There are flowers.

3 Circle 14 socks.



4 Fill in the missing numbers.

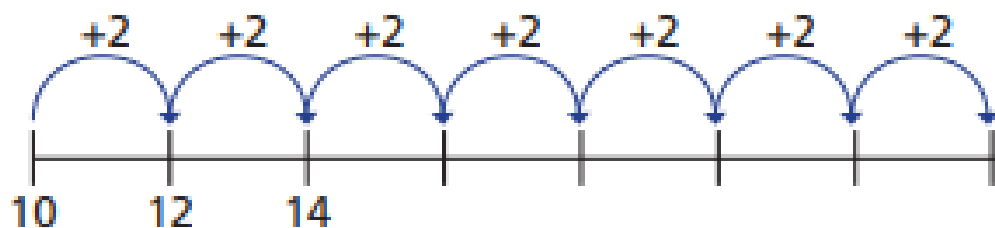
a)

0	2	4					
---	---	---	--	--	--	--	--

b)

18	16		12		8		
----	----	--	----	--	---	--	--

c)



5 How far can you count up in 2s?

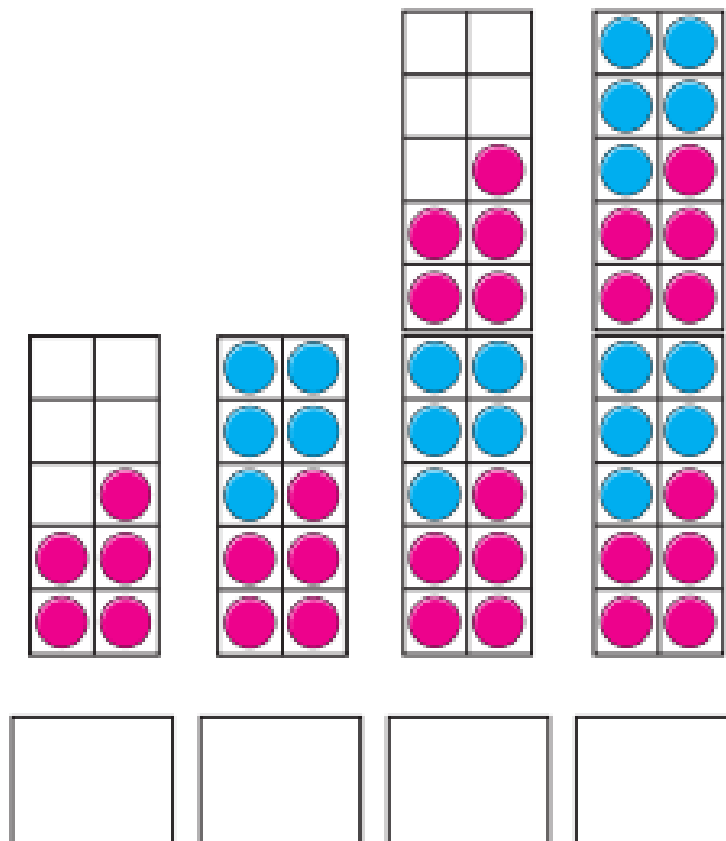
Work with a partner.

Can you count up to 50 together?

Now try counting down in 2s from 50

Count in 5s

1 What are the numbers?




2 How many spots are there in total?



There are spots in total.

3 Colour 35 petals.



4 Fill in the missing numbers.

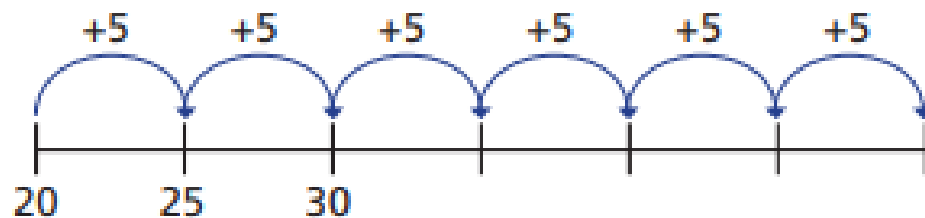
a)

0	5	10					
---	---	----	--	--	--	--	--

b)

50	45	40					
----	----	----	--	--	--	--	--

c)



Mastery (Thursday 4th March) LO: To count in 5s



Mo counts up to 50 in 5s.

Eva counts up to 50 in 2s.

What numbers do they both say?

Can you spot a pattern?

Write down all of the numbers Mo says.

Write down all of the numbers Eva says.

Circle the number that they both say.









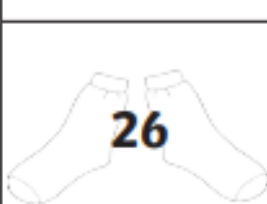





Do you spot a pattern?

Developing/Secure (Friday 5th March) LO: To count in 2s and 5s

Throughout the day, practise counting in 2s and 5s. It is really important to keep practising this skill so we can do it fluently!













Counting in 2s

Count in 2s and fill in the missing numbers on the socks.

 2			
	 12		 16
		 22	
 26			
		 38	
 42			

Counting in 5s

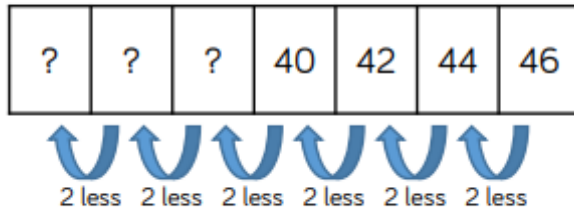
Count in 5s and fill in the missing numbers on the hands.

 5			
	 30		 40
		 55	

Mastery (Friday 5th March) LO: To count in 2s and 5s

1)

Count in 2s backwards to complete the number track.



If you continue counting, will you say the number 25?

2)

Always, sometimes, never...




When you count in twos, your digits will be 0, 2, 4, 6, 8

Prove it!

3)

Amir is making this flower pattern with counters.



Annie says,



If you make 9 flowers, you will use 43 counters.

Do you agree with Annie?
Explain your answer.

4)

Odd One Out

25

27

30

45

Which is the odd one out? Explain your answer.

English Overview- Pack 8

English planning (Monday 22 nd February 2021)	
Writing task	Look at the 'Talk for Writing' Home-school booklet titled 'Superheroes'. Complete the activity on page 10 and 11. When designing your superhero symbol, make sure you do this in your English book and present it well. Then answer the question in your book underneath your design.
Phonics task	<p>Continue to use phonics play to access the phase 5 phonics games. Just like in class, you should start with a flashcard game to recap all of the sounds. After this, you can choose a phase 5 game to help you practise this sound: aw as in 'yawn'</p> <p>Write some words with these sounds in your books. You also have a phonics activity sheet today to complete. This should be stuck in your English book once completed.</p> <p>There are even more phonics games and activities available for free on the following websites: https://www.phonicsbloom.com/ https://www.phonicstracker.com/games/index</p>
Spelling (Tricky words)	<p>Practise reading and writing these words in your yellow book. Focus on your handwriting and letter formation.</p> <p>you your</p>
Reading	<p>Read to an adult. Look for tricky words and try to find our new sounds in the book.</p> <p>Once you have read your book, ask the adult to ask you some questions about the story. Can you remember? If you're not sure, go back and look though the book to see if you can find the answer!</p> <p>If you would like to access more books, please use the 'getepic' or the oxford owl websites!</p>

English planning (Tuesday 23 rd February 2021)	
Writing task	Look at the 'Talk for Writing' Home-school booklet titled 'Superheroes'. Complete the creative activity on page 12 and 13. Think carefully about this! Once you are done, please write 2 or 3 sentences in your books to describe the superhero cuff you have made.
Phonics task	<p>Continue to use phonics play to access the phase 5 phonics games. Just like in class, you should start with a flashcard game to recap all of the sounds. After this, you can choose a phase 5 game to help you practise these sounds:</p> <p>wh as in 'whisper' ph as in 'phone';</p>

	<p>Write some words with these sounds in your books. You also have a phonics activity sheet today to complete. This should be stuck in your English book once completed.</p> <p>There are even more phonics games and activities available for free on the following websites: https://www.phonicsbloom.com/ https://www.phonicstracker.com/games/index</p>
Spelling (Tricky words)	<p>Practise reading and writing these words in your yellow book. Focus on your handwriting and letter formation.</p> <p>are today</p>
Reading	<p>Read to an adult. Look for tricky words and try to find our new sounds in the book.</p> <p>Once you have read your book, can you retell the story without looking the book? Try to summarise what happened in the story.</p> <p>If you would like to access more books, please use the 'getepic' or the oxford owl websites!</p>

English planning (Wednesday 24 th February 2021)	
Writing task	<p>Look at the 'Talk for Writing' Home-school booklet titled 'Superheroes'. Complete the activity on page 14. Read the start of the poem and then have a go at completing the other verses. When creating your own verses, please write these in your books, not on the sheet!</p>
Phonics task	<p>Continue to use phonics play to access the phase 5 phonics games. Just like in class, you should start with a flashcard game to recap all of the sounds. After this, you can choose a phase 5 game to help you practise these sounds: ew as in 'screw' oe as in 'toe'</p> <p>Write some words with these sounds in your books. You also have a phonics activity sheet today to complete. This should be stuck in your English book once completed.</p> <p>There are even more phonics games and activities available for free on the following websites: https://www.phonicsbloom.com/ https://www.phonicstracker.com/games/index</p>
Spelling (Tricky words)	<p>Practise reading and writing these words in your yellow book. Focus on your handwriting and letter formation.</p> <p>were his</p>

Reading	<p>Read to an adult. Look for tricky words and try to find our new sounds in the book.</p> <p>While you are reading your story today, I would like you to look out for words that you do not know. Ask an adult what they mean!</p> <p>If you would like to access more books, please use the 'getepic' or the oxford owl websites!</p>
---------	---

English planning (Thursday 25 th February 2021)	
Writing task	<p>Look at the 'Talk for Writing' Home-school booklet titled 'Superheroes'. Complete the activity on page 16.</p> <p>Please do this in your English books! You can either cut out and use the fact file from the page, or create your own. Once you have done this, write some sentences to describe your pet and their superpowers! Please make sure your work is presented neatly and is your best!</p>
Phonics task	<p>Continue to use phonics play to access the phase 5 phonics games. Just like in class, you should start with a flashcard game to recap all of the sounds. After this, you can choose a phase 5 game to help you practise this sound:</p> <p>au as in 'launch'</p> <p>ey as in 'monkey'</p> <p>Write some words with these sounds in your books. You also have a phonics activity sheet today to complete. This should be stuck in your English book once completed.</p> <p>There are even more phonics games and activities available for free on the following websites:</p> <p>https://www.phonicsbloom.com/</p> <p>https://www.phonicstracker.com/games/index</p>
Spelling (Tricky words)	<p>Practise reading and writing these words in your yellow book. Focus on your handwriting and letter formation.</p> <p>has</p> <p>says</p>
Reading	<p>Read to an adult. Look for tricky words and try to find our new sounds in the book.</p> <p>Before reading the words on each page, look at the pictures. Can you use the pictures to guess what is happening/what is going to happen? Discuss this with an adult.</p> <p>If you would like to access more books, please use the 'getepic' or the oxford owl websites!</p>

English planning (Friday 26 th February 2021)	
Writing task	Look at the 'Talk for Writing' Home-school booklet titled 'Superheroes'. Complete the creative activity on page 12 and 13. Think carefully about this! Once you are done, please write 2 or 3 sentences in your books to describe the superhero cuff you have made.
Phonics task	<p>Continue to use phonics play to access the phase 5 phonics games. Just like in class, you should start with a flashcard game to recap all of the sounds. After this, please play the game 'Tricky Word Trucks' and practise reading the phase 4 and 5 words.</p> <p>There is also a rocket phonics game to play. This is attached inside the pack with the phonics activities.</p> <p>There are even more phonics games and activities available for free on the following websites: https://www.phonicsbloom.com/ https://www.phonicstracker.com/games/index</p>
Spelling (Tricky words)	<p>Practise reading and writing all of the words from this week in your yellow book. Focus on your handwriting and letter formation. Once you feel confident get an adult to test you!.</p> <p>you your are today were his has says</p>
Reading	<p>Complete the guided reading comprehension attached. Ask an adult to read you the story and then have a go at answering the questions.</p> <p>If you would like to access more books, please use the 'getepic' or the oxford owl websites!</p>

Phase 2 Sound Mat



Phase 3 Sound Mat



Phase 5 Sound Mat



'aw' Snakes and Ladders


Roll the dice and move your counter along that amount of spaces. Read the 'aw' word that is on the square. If your group agrees you read it correctly, you can stay on that square. If not, you need to move back to where you last were. Whoever gets to the finish first wins!

64	63	62	61	60	59	58	57
raw	dawn	drawing	sawmill	shawl	jawbone		
49	50	51	52	53	54	55	56
48	47	46	45	44	43	42	40
33	34	35	36	37	38	39	25
seesaw	jigsaw				lawn	claw	
32	31	30	29	28	27	26	25
17	18	19	20	21	22	23	24
prawn							yawn
16	15	14	13	12	11	10	9
1	2	3	4	5	6	7	8
START			saw	paw	thaw	jaw	

'ph' and 'wh' Words

Can you match the words to the pictures?

Write the answers in the boxes below.



elephant

alphabet

dolphin

wheel

whip

whale

Can you think of any other words with the ph and wh grapheme in them?



Andrew Green,
23 Tooley Street,
Crewe,
CW1 2DT

Dear Andrew,

I am having a great time staying at my granny's house for a few days. I planted some seeds last time I was here and I can't believe how much the plants grew! I also went fishing in the pond and found a newt.

Granny needed help to put up a shelf, so I held all the screws. Then, we played cricket and I threw the ball really far! I knew I could do it!

For dinner, Granny made a yummy vegetable stew. After dinner, we had a cake with a candle on top and I blew it out.

It was a busy day and the time just flew by.

I look forward to seeing you soon.










Lots of love,

Stewart x

Find and Write the 'oe' Words

Write the words and then colour the pictures with an 'oe' sound in them.



 <div><div></div><div></div></div>	 <div><div></div><div></div></div>	 <div><div></div><div></div><div></div><div></div></div>
 <div><div></div><div></div></div>	 <div><div></div><div></div><div></div><div></div><div></div><div></div><div></div></div>	
 <div><div></div><div></div><div></div><div></div></div>	 <div><div></div><div></div><div></div><div></div><div></div><div></div><div></div></div>	

Phase 5 Real and Nonsense Words for aw

There are many different words spelt with 'aw'.

Can you spot which words are real and which are nonsense below?

Fill in your key with a different colour for real words and nonsense words then colour in the correct boxes below.

Key

Real Words

☐

Nonsense Words









☐

claw	zaw	fawn	thawl
saw	quaw	spraw	lawn
draw	hawm	raw	chawn
yawn	blawn	paw	strawm
yawl	jaw	gawn	drawers

Find and Write the 'ey' Words

Write the words and then colour the pictures with an 'ey' sound in them.




 _____	 _____	 _____
 _____	 _____	 _____
 _____	 _____	

Phase 5 Phonemes Blast Off!

amaze
lake
same
escape
came
made
haul
launch
saw
lawn
concrete
steam
few
jewel
trolley
bike
Start

Directions: Take turns to roll the die, then move that many spaces on your side of the board. Read the word out loud, and if you pronounce it correctly leave your counter on the word. If your opponent challenges you and you've read the word incorrectly, go back to the space you were on! The first player to reach Jupiter wins!



haunted
gaze
take
games
snake
heap
meat
monkey
slide
five
pie
replied
enjoy
destroy
graph
tube
Start

Stop Telling Fibs!

"Tomek, hurry up and get ready!" yelled Mum from downstairs.

"I can't get ready," said Tomek, "there's a grizzly bear in my underwear!"

"Stop telling fibs!" said Mum.



"Get in the car or you'll be late for school," said Mummy.

"I can't get in the car," said Tomek, "there's a goat in my coat!"

"Stop telling fibs!" said Mummy.

"Time to put your things away and go to your classes," said Mr Peters at breakfast club.

"I can't put my things away," said Tomek, "there's a stag in my bag!"

"Stop telling fibs!" said Mr Peters.





"Wrap up warm for home time," said Miss Li.

"I can't wrap up warm," said Tomek, "there's a kitten in my mitten!"

"Stop telling fibs!" said Miss Li.

"You need to get changed for swimming," said Jen.

"I can't get changed for swimming," said Tomek, "there are skunks in my trunks!"

"Stop telling fibs!" said Jen.



"Time to get ready for bed," said Mum.

"I can't get ready for bed," said Tomek, "there are llamas in my pyjamas."

"Stop telling fi... Arghh!"



Questions

1. Who tells Tomek to hurry up and get ready? Tick one.

- ☐ his mum
- ☐ his sister
- ☐ his nan

2. What animal does Tomek find in his underwear? Tick one.

- ☐ a polar bear
- ☐ a panda bear
- ☐ a grizzly bear

3. Where is Tomek when he finds skunks in his trunks?

4. Draw a line to match the animals with the clothing they were wearing.

kitten •

goat •

llamas •

• coat

• pyjamas

• mitten

5. Complete this sentence.

Stop telling _____!

Questions

1. Where is Tomek when he finds a grizzly bear in his underwear? Tick one.

- ☐ in the kitchen
☐ in his bedroom
☐ in the living room

2. What is special about the names of the animals and the names of the clothes they are found in?

3. List three pairs of rhyming words in the story.

1. _____
2. _____
3. _____

4. Put these events from the story in order by numbering them 1 to 4. The first one has been done for you.

Tomek tries to get changed for swimming.	
Tomek tries to get ready for bed.	
Tomek tries to get ready for school.	1
Tomek tries to put his book away.	

5. How do you think Tomek feels by the end of the story?

6. Why do you think the adults in the story think Tomek is telling fibs all the time?

Handwriting task

Look closely at the lines on the page. Where do the different parts of the different letters reach? Can you make your letters do this?

Practise your Common Exception Words using neat handwriting.

said

so

have

like

some

come

were

there

little

one

Monday 1st March- History

Stick this picture in your books and answer the questions below:



Who is it?

Is it a recent photo or one from long ago? How do you know?

What do you think her job is?

What are they wearing?

What are they holding? Why?

Percussion Instruments

Most percussion instruments make a sound when they are hit, shaken, rubbed or scratched.

Starry-eyed Stan needs some more band members.

Make a percussion instrument to join Starry-eyed Stan's band. Use the **Making Musical Instruments** sheet to help you make your own percussion instrument out of everyday materials.





Make Your Own Starry-Eyed Stan Band!

Maracas

You will need:

- 2 empty plastic water bottles with lids
- 2 cardboard tubes
- Electrical tape
- Small items to make the sound, such as pebbles, birdseed, rice, beans, small beads, etc.

Instructions

1. Pour your chosen 'noisy' items into each water bottle. If you choose two different resources for each bottle, you will get slightly different sounds.
2. Test how the bottles sound by shaking each one. Screw the lids on tightly.
3. Carefully, cut each cardboard tube straight down its length.
4. Roll the tube in on itself to make a tight handle for your maracas.
5. Tape this handle on to your bottle (lid end).
6. Tape the cardboard tube all the way along its length to ensure a strong handle.



Make Your Own Starry-Eyed Stan Band!

Castanets

You will need:

- 4 plastic milk bottle tops
- Strong corrugated card
- Glue

Instructions

1. Cut two long rectangles out of the cardboard and fold them in half. Cut each end into a curved shape.
2. Glue a bottle top on the inside of each end so that when the cardboard is squeezed together, the bottle tops make a clicking (castanet) sound.
3. Decorate as desired.





Make Your Own Starry-Eyed Stan Band!

Guitar

You will need:

- 5 elastic bands
- Empty tissue box (with an oval hole in the front)
- Cardboard tube
- Glue/sticky tape

Instructions

1. Stretch the elastic bands around the length of the box so that they sit over the oval hole.
2. Glue your cardboard tube to one end of the box to make your guitar handle.
3. Decorate as desired.



Make Your Own Starry-Eyed Stan Band!

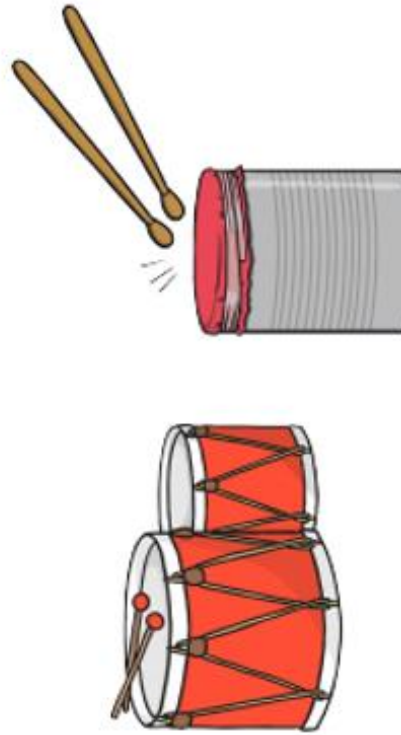
Drum

You will need:

- Empty tin cans (with sharp edges smoothed or taped over)
- Balloons
- Electrical tape
- Beaters

Instructions

1. Stretch a balloon over the top of the tin can to make the drum skin.
2. Tape this down around the top edge of the can.
3. Use a beater or the end of a pencil to play your drum.



Wednesday 3rd March- History

Use this template to create a fact file all about Florence Nightingale

[illegible]



Thursday 4th March is World Book Day 2021!

Lockdown won't stop us! We will continue to celebrate our love of reading! Dress up as your favourite book character and don't forget to Tweet us pictures of your fabulous costumes. All the staff will be joining in as usual.

There are all sorts of activities going on so please look at the World Book Day website for ideas: www.worldbookday.com

Head over to 'Share a Story Corner' and listen to some books read aloud by their author, or watch videos from the 'Author and Illustrator Academy' which has lots of exciting challenges and activities from the likes of Tom Fletcher and Katherine Rundell, to make reading even more fun and interactive.

As always, we will be holding a HEPS competition. This year, your challenge is to decorate an egg as a character of a well-known story. You can present your egg in a scene if you wish or just present it in an eggcup. Tweet your competition entries by 9am Friday 5th March and we'll let you know the winner on Twitter by the end of the day.



We are hoping our World Book Day £1 vouchers will arrive in time to go home with the next home learning packs on Friday 5th March, or if lockdown ends, we can give them out at school. You can exchange these for the £1 World Book Day books at supermarkets, including our local Tesco. It looks like there are some great choices this year!

