



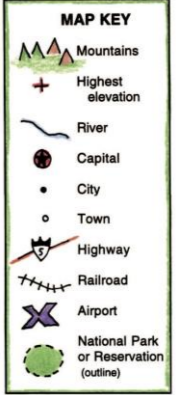


Compulsory daily plan

Monday 18 th January	Tuesday 19 th January	Wednesday 20 th January	Thursday 21 st January	Friday 22 nd January
<p style="text-align: center;">USUAL DATE AND LO WRITTEN IN YOUR BOOKS</p> <p>L.O: To consolidate 2,4, 8 times table.</p> <ul style="list-style-type: none"> White Rose Maths: Watch the video https://vimeo.com/485432791 Then complete White Rose worksheet labelled Monday. Day 1 of week 3. Which also includes a recap of last week's reading. My Maths - Remember to try the lesson on My Maths to help you. 	<p style="text-align: center;">USUAL DATE AND LO WRITTEN IN YOUR BOOKS</p> <p>L.O: To compare multiplication and division statements.</p> <ul style="list-style-type: none"> White Rose Maths: Watch the video https://vimeo.com/485433674 Then complete White Rose worksheet labelled Tuesday. Day 2 of week 3 English planning which covers Reading, Handwriting, Spelling and Writing. My Maths - Remember to try the lesson on My Maths to help you. 	<p style="text-align: center;">USUAL DATE AND LO WRITTEN IN YOUR BOOKS</p> <p>L.O: To explore the relationship between multiplication and division.</p> <ul style="list-style-type: none"> White Rose Maths: Watch the video https://vimeo.com/486330232 Then complete White Rose worksheet labelled Wednesday. Target Your Maths: Yr. 3 – P39 or Yr. 4 – P45 Day 3 of week 3 English planning which covers Reading, Handwriting, Spelling and Writing. TT rock stars 	<p style="text-align: center;">USUAL DATE AND LO WRITTEN IN YOUR BOOKS</p> <p>L.O: To Multiply 2-digits by 1-digit.</p> <ul style="list-style-type: none"> Target Your Maths: Yr. 3 P46 or Yr. 4 P48 White Rose Maths: Watch the video https://vimeo.com/486331580 <p>Then complete White Rose worksheet labelled Thursday.</p> <ul style="list-style-type: none"> Day 4 of week 3 English planning which covers Reading, Handwriting, Spelling and Writing. TT rock stars 	<p style="text-align: center;">USUAL DATE AND LO WRITTEN IN YOUR BOOKS</p> <p>L.O: To Multiply 2-digits by 1-digit.</p> <ul style="list-style-type: none"> Target Your Maths: Yr. 3 - P47 or Yr. 4 - P49 Day 5 of week 3 English planning which covers Reading, Handwriting, Spelling and Writing. My Maths (catch up on any you haven't managed to complete yet). Remember to try the lesson on My Maths to help you.

Enrichment activities

Monday 18 th January	Tuesday 19 th January	Wednesday 20 th January	Thursday 21 st January	Friday 22 nd January
<p style="text-align: center;">History</p> <p>L.O: To research how cars have changed since they were invented.</p> <p>https://www.dkfindout.com/uk/search/cars/</p> <p>On DK find out you should be able to choose different types of cars from the past as well as present. I would like you to make notes using bullet points- and perhaps drawings to show how cars have changed over time.</p> <p>Please record this in your English books.</p>	<p style="text-align: center;">Science</p> <p>L.O: To identify that humans and some other animals have skeletons.</p> <p>https://www.dkfindout.com/uk/search/animals-including-humans/</p> <p>https://www.dkfindout.com/uk/search/skeleton/</p> <p>Your task is to create your own skeleton!</p> <p>You could do this using cotton buds, paper, old milk cartons, sticks and rocks, straws.</p> <div style="display: flex; justify-content: space-around; align-items: center;">    </div>	<p style="text-align: center;">Art.</p> <p>L.O: To use natural objects to create a sculpture inspired by Hiroshi Shinno.</p> <p>Hiroshi Shinno uses items from nature to then cast a shape to create insects.</p> <p>Could you collect items on your daily walk, or from your garden to create your own insect sculptures? See separate sheet in your pack for inspiration.</p> <div style="text-align: center;">  </div>	<p style="text-align: center;">Computing</p> <p>L.O: To use search tools to find and use an appropriate website</p> <p>Using Swiggle.org.uk as your search engine I would like you to choose a subject that you are extremely interested in – this may be volcanoes, a certain animal, a particular character from a book.</p> <p>Use safe searching to find out at least five facts about your chosen interest.</p>	<p style="text-align: center;">Geography</p> <p>L.O: To describe and understand key aspects of human geography including land use in the context of using a key.</p> <p>You created a sketch map of our local area. Today is about using a key to create a map of school. A key is where you use symbols to show landmarks. For example:</p> <div style="text-align: center;">  </div> <p>Create a map of school using symbols to show where things are. Provided is a sheet with examples</p>



Name:

Northmoor Pack 3

From Monday 18th January 2021

Suggested daily routine		
Before 09:00	Wake up	Eat breakfast, make your bed, get dressed, put your dirty washing in the laundry basket
09:00	Academic time	Complete the compulsory Maths work
10:30	Fresh air	Wrap up warm and get some fresh air, play with outside pets, do some exercise which makes you puff out of breath, get on your bike, skip, take a walk
11:00	Creative time	Complete the compulsory English work
12:00	Lunch	Get the table ready
12:30	Jobs	Wipe down the table and chairs in the kitchen and your workspace. Once these are complete you can have some screen time
13:00	Quiet time	Reading time
14:30	Academic time	Enrichment activities and finishing off anything from the morning
16:00	Fresh air	Wrap up warm and get some fresh air, play with outside pets, do some exercise which makes you puff out of breath.
17:00	Dinner	Get the table ready
17:30	Screen time	Relax
18:30	Bedtime Routine	Take a shower, pack away your clothes, ensure your bedroom is tidy, read or be read to

Email any questions to HEPSathome@gmail.com

